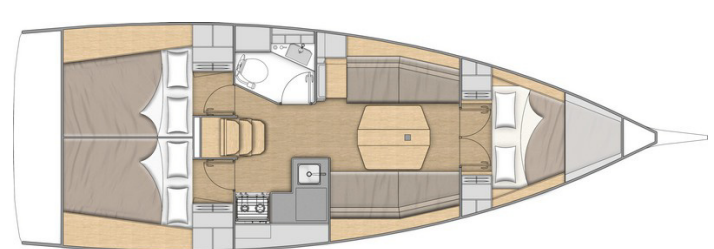
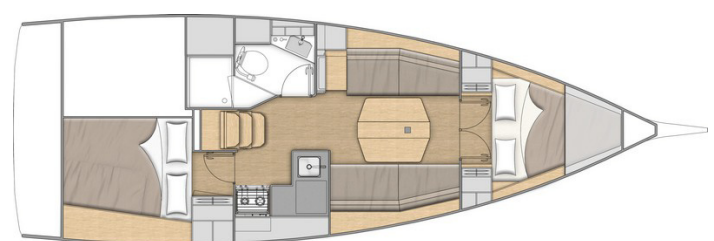




BENETEAU

Oceanis 34.1

General Equipment list (Provisional) - North America



GENERAL SPECIFICATIONS *

• Overall Length (L.O.A)	10,77 m	35'4"
• Hull length	9,96 m	32'8"
• L.W.L.	9,50 m	31'2"
• Hull Beam	3,57 m	11'9"
• Deep draft (Cast iron)	2,00 m	6'7"
• Deep ballast weight	1 580 kg	3,482 lbs
• Shallow draft (Cast iron)	1,50 m	4'11"
• Shallow ballast weight	1 860 kg	4,099 lbs
• Performance draft (Hydraulic retractable keel)	1,25 - 2,550 m	4'1" - 8'4"
• Ballast weight performance	1 506 kg	3,319 lbs
• Air draft (all masts), with aerial	15,57 m	51'1"
• Light displacement	5 470 kg	12,046 lbs
• Fuel tank capacity (standard)	130 L	34 US Gal
• Fresh water capacity:		
- standard	231 L	61 US Gal
- Option	130 L	34 US Gal
• Engine power		
- standard	21 HP	21 HP
- Option	30 HP	30 HP

ARCHITECTS / DESIGNERS

- Naval Architect: Marc Lombard
- Outside & interior design: Nauta Design

EC CERTIFICATION *

- Category A - 6 people
- Category B - 8 people
- Category C - 10 people

STANDARD SAILS DIMENSIONS *

• Classic mainsail (standard)	31,00 m ²	334 sq ft
• Furling mainsail (Option)	26,00 m ²	280 sq ft
• Self-tacking jib (standard)	18,30 m ²	197 sq ft
• Furling genoa (106 %)	26,10 m ²	281 sq ft
• Code 0	40,00 m ²	430 sq ft
• Asymmetrical spinnaker	80,00 m ²	861 sq ft
• Classic mast:		
- I	12,82 m	42'1"
- J	3,65 m	12'
- P	12,66 m	41'6"
- E	4,15 m	13'7"
• Roller furling mast:		
- I	12,79 m	42'
- J	3,65 m	12'
- P	12,56 m	41'2"
- E	4,50 m	14'9"

PERFORMANCE SAILS (Requires standard classical mast)

• Square top mainsail	34,70 m ²	373 sq ft
• Genoa (on Flatdeck furler)	27 m ²	290 sq ft

* Provisional specifications, boat in process of certification.



STANDARD EQUIPMENT

CONSTRUCTION

- Design made following European Directive requirements and according to CE certification
- Monolithic hull in polyester
- Monolithic structural hull liner bonded to the hull
- Fibreglass and balsa wood sandwich contact deck, with diamond pattern non-slip coating
- Hull-deck joint screwed, bonded and trimmed with 1 toerail
- Cast iron keel fixed with bolts and stainless steel backing plates
- 2 Underhung rudders with stainless steel stock
- White hull - Grey metal hull decoration

DECK EQUIPMENT

RIGGING

- Standard mast $\frac{9}{10}$ anodized aluminum deck stepped, 2 aft-swept spreaders - Without backstay
- Anodized aluminum boom
- Discontinuous stainless steel standing rigging
- Rigid boom vang
- Self-tacking jib rigging with on-deck furler
- Mainsail stay rope on the roof (with 2 chainplates)
- 1 Self-tacking jib track with traveller
- Complete running rigging: Main halyard, Genoa halyard with cleat on mast, Boom topping lift with cleat on mast, Mainsheet, 1 Self-tacking jib sheet
- 8 Clutches
- 2 Flag halyards

WINCHES

- 1 Self-tailing winch (H35.2 STA) to port, on the roof
- 1 Aluminum "Speed Grip" winch handle
- 1 Winch handle holder

SAILS

- Classic Dacron mainsail with Natural UV protection, cross cut, semi full batten
- Self-tacking jib Dacron with UV protection Natural, horizontal cut
- Lazy jacks

MOORING - ANCHORING GEAR

- Self-draining chain locker - Clench bolt - Hatch cover
- Single bow roller
- 6 Aluminum mooring cleats - Stainless steel chafing plate

SAFETY ON DECK

- Stainless steel pulpit 2 sections
- 2 Stainless steel aft pushpits
- 1 Ring lifebuoy bracket
- Double life lines and stainless steel stanchions
- Welded ring on pushpit for flag
- Emergency ladder on pushpit

COCKPIT

- Self-bailing cockpit
- 1 Cockpit locker under port side bench
- 2 Lockers in cockpit bottom
- Side helm seats (aft helm seats in trim)
- 1 Liferaft locker to aft of cockpit (Usable dimensions: 800 mm x 505 mm x 370 mm / 2'7" x 1'8" x 1'3")
- Natural solid wood slatted cockpit benches (1,56 m x 0,50 m / 5'1" x 1'8")
- Polyester drop-leaf cockpit table, Stainless steel handrail
- Tilling position: Stainless steel steering wheels - 800 mm diameter / 2'7" - Leather covered - Steering gear at the helm station - Steering line transmission system - Stainless steel handrail - 1 Cup holder
- 1 Steering compass to starboard of the companionway
- 2 Deck access points to tiller system
- 1 Emergency tiller
- Engine throttle and control panel on starboard
- 2 Hinged PMMA companionway doors - Sliding hatch made of PMMA
- 1 Fixed, telescopic stainless steel swimming ladder

SWIM PLATFORM / AFT TRANSOM (in trim level)

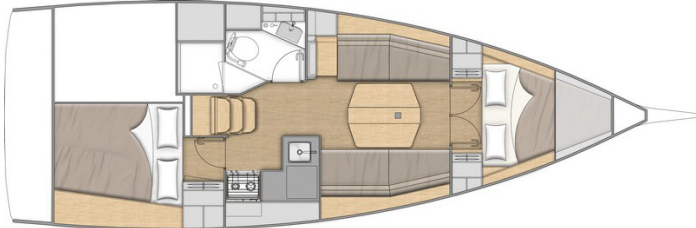
- Fully opening transom, convertible into swim platform (2,35 m x 0,70 m / 7'9" x 2'4")
- Manual opening using hoist, assisted by 2 pull cylinders
- Teak decking on swim deck
- 1 Fixed, telescopic stainless steel swimming ladder



INTERIOR

- Woodwork Alpi Walnut
- Rovere Alevé Parquet type laminated floorboards
- Beige padding upholstery: Salon & Cabins
- Néo 05 fabric interior upholstery
- Mattresses in the cabins, HR35kg/m³ foam

Standard version: 2 cabins + 1 head



COMPANIONWAY

- Headroom: 1,89 m / 6'2"
- GRP salon companionway steps are coated with non-slip surface
 - 2 Stainless steel handrails covered with anthracite leather

SALON

- Headroom: 1,90 - 1,85 m / 6'3" - 6'1"
- 2 Lengthways salon bench sets, can be used as a single berth: an extension cushion for the port side bench seat is stowed against the bulkhead under the chart table
 - Chart table with 2 drop-leaves and 2 central top-access storage spaces. For the retractable keel version, the dimensions of the table are larger to accommodate the keel raising system
 - Storage under bench seats
 - 2 LED ceiling lights
 - 1 USB socket on the 12V electrical panel
 - 2 Panoramic roof windows
 - 2 Hull portholes with curtain
 - 1 Flush deck hatch with fan, T44, blind and mosquito net

STARBOARD GALLEY

- L-shaped kitchen - to starboard
Headroom: 1,85 m / 6'1"
- Counter top in compact Clay with painted wooden fiddles
 - 1 1 rectangular stainless steel sink (320 mm x 300 mm / 1'1" x 1')
 - 1 Faucet with hot/cold water under pressure
 - 1 Gas stove 2 burners - Stainless steel oven on gimbal - Stainless steel protection handrail
 - Cool box 100 L / 26 US Gal top opening (Positive cold)
 - Storage and lockers
 - 1 Dual compartment slide-out bin (2 x 15 L / 2 x 4 US Gal)
 - 1 115 V Power outlet (in trim level)
 - 1 Opening porthole on coaming in the side window with mosquito net

PORT SIDE CHART TABLE

- Headroom: 1,85 m / 6'1"
- Chart table with folding tray against the starboard bulkhead with shelves fitted with fiddles in the upper part
 - 12 V electrical panel nearby
 - 1 Adjustable LED spotlight
 - 1 115 V Power outlet (in trim level)
 - 1 Single USB socket
 - 1 Fixed coaming window with pleated blind

OWNER'S CABIN

- Headroom: 1,86 m / 6'1"
- 1 Central double bed (2,02 m x 1,60 m - 0,55 m / 6'8" x 5'3" - 1'10")
 - 2 Hanging closets with 1 open shelf on top, open lockers along the hull
 - 2 Adjustable LED spotlights in the headboard
 - 1 dual USB port outlet on each side of the bed (in trim level)
 - 1 115 V Power outlet (in trim level) - to port
 - 1 Flush deck hatch with fan, T44, blind and mosquito net
 - 2 Hull portholes with curtain
 - Double door

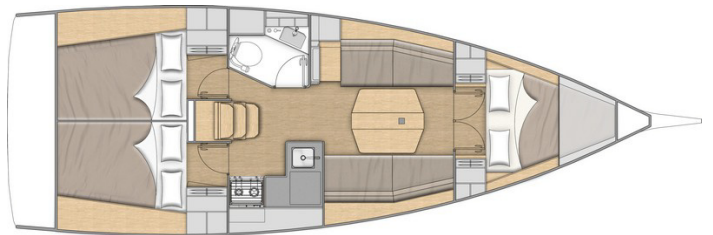
STARBOARD AFT CABIN

- Headroom: 1,80 m / 5'11"
- 1 Double bed (2,00 m x 1,60 m x 1,30 m / 6'7" x 5'3" x 4'3")
 - 1 Hanging closet with 1 open shelf on the top
 - 1 Bed access sideboard
 - 2 Adjustable LED spotlights in the headboard
 - 1 dual USB port (in trim level)
 - 1 115 V Power outlet (in trim level)
 - 1 Opening porthole below cockpit seat with curtain (Mosquito net in trim level)

AFT PORT SIDE HEAD

- Access through salon
Headroom: 1,92 m / 6'4"
- Shower with plexiglass door - Self-draining storage bin - 1 Mixer tap - White polyester shower base
 - 1 Manual marine toilet
 - 1 80 L / 21 US Gal Rigid holding tank
 - 1 Polyester basin - 1 mixing tap hot/cold water
 - 1 Cabinet
 - 1 Mirror
 - Toilet accessories
 - 1 Opening porthole in coaming
 - 2 LED ceiling lights
 - 1 115 V Power outlet (in trim level, except for 3 cabins 1 head version)

3 cabins 1 head version (Option)



The head has a shower function mixer tap (no 115 V socket in trim level)

2 SYMMETRICAL AFT CABINS

- Headroom: 1,80 m / 5'11"
- 1 Double bed (2,00 m x 1,40 m x 1,13 m / 6'7" x 4'7" x 3'8")
 - 1 Hanging closet with 1 open shelf on the top
 - 1 Bed access sideboard
 - 2 Adjustable LED spotlights in the headboard
 - 1 dual USB port (in trim level)
 - 1 115 V Power outlet (in trim level)
 - 1 Opening porthole below cockpit seat with curtain (Mosquito net in trim level)



ENGINE

- Engine Yanmar Diesel (Propeller shaft):
 - 21 CV/HP (standard)
 - 29 CV/HP (Option)
- Engine control - Control panel in cockpit (to starboard)
- Engine compartment: Soundproofing foam - Ventilation: 2 air intakes and 1 powered air expulsion
- 1 Alternator (12 V / 125 Amp)
- 1 Rotomolded diesel tank 130 L / 34 US Gal (below aft starboard cabin berth) - Gauge on electrical panel - 1 Tank filling access
- Filters: Sea water - Diesel - Water separator
- Stainless steel shaft line
- Fixed three blade propeller
- 1 Engine access through companionway (opening with 2 gas pistons)
- 2 Access to side engine: Head & Aft cabin

ELECTRICITY

- 12 V Circuit
- 1 AGM service battery (75 Amp) - 1 AGM engine battery (50 Amp)
- 1 Load balancer
- 12 V electrical panel (Fuses - Voltmeter - 1 Fuel gauge)
- 1 Single USB socket at chart table
- LED lighting: Overhead lights, Adjustable spotlight in cabins & at chart table
- LED navigation lights: 1 Masthead light - 1 Steaming light for motoring - 1 Mooring light on masthead

PLUMBING

- 1 Rotomolded freshwater tank 206 L / 54 US Gal, under berth in forward cabin
- Electrical gauge on 12 V panel
- 1 Tank filling access
- Waterpressure system - Expansion tank - Inline filter
- 25 L / 7 US Gal Electric water heater (engine use) below salon starboard bench
- 1 80 L / 21 US Gal Rigid holding tank
- 1 Electric bilge pump - 1 Manual bilge pump
- 1 Electric shower drain pump

GAS

- Gas cylinder locker - starboard aft cockpit
- Regulator and solenoid
- Gas leak detector

MISCELLANEOUS ITEMS

- Smoke detector



TRIM LEVEL & PACKS

TRIM LEVEL

	CONFORT	FAMILY
<ul style="list-style-type: none"> • Teak slatted aft platform • Helm seats, slatted teak • 1 Halyard bag (to port) • Cockpit shower hot/cold water • Galley: Compact sink cover with cutting board • Fusion Stereo + Interior speakers & Waterproof exterior speakers • Dual USB socket: in the salon (x 1), in the forward cabin (x 2), in the aft cabins (x1) • Full 115 V system (6 Inside sockets, 1 Shore power socket) • 40 Amp battery charger • 2 AGM service batteries - 100 Amp (instead of standard - 75 Amp) • Mosquito nets for opening portholes • Salon: LED indirect lighting • Galley: Stainless steel 2 burner oven/broiler cooker on gimbal (instead of standard) 	<ul style="list-style-type: none"> ▪ ▪ ▪ ▪ ▪ ▪ ▪ ▪ ▪ ▪ ▪ ▪ ▪ ▪ 	<ul style="list-style-type: none"> ▪ ▪ ▪ ▪ ▪ ▪ ▪ ▪ ▪ ▪ ▪ ▪ ▪ ▪ ▪
<ul style="list-style-type: none"> • 1 000 W Electric windlass + Remote control • Aft transom protection • Bow stainless steel protection • "Luxe" polyester drop-leaf cockpit table • Outboard engine bracket • Additional fresh water tank (130 L / 53 US Gal) • Galley: Sea water foot pump with cool box draining function • Salon & Cabins: Ventilators 		<ul style="list-style-type: none"> ▪ ▪ ▪ ▪ ▪ ▪ ▪ ▪ ▪ ▪

ELECTRONICS PACKS: B&G

	COASTAL	OFFSHORE
<ul style="list-style-type: none"> • to starboard: 1 Triton² Graphic display • Sensor (Log, Speedometer, Temperature) • Wind Sensor (Windvane, Anemometer) • Windex Windvane 	<ul style="list-style-type: none"> ▪ ▪ ▪ ▪ 	<ul style="list-style-type: none"> ▪ ▪ ▪ ▪
<ul style="list-style-type: none"> • Starboard helmstation: 1 Multifunction touchscreen Zeus 7" wide wireless (GPS, Chart plotter, Card reader - Navionics Silver cartography included) - <i>The Triton display moves to the port side</i> • NAC3 autopilot + control (to port) • V60 VHF radio fixed to the chart table + AIS receiver function 		<ul style="list-style-type: none"> ▪ ▪ ▪

RIGGING PACKS (Incompatible with First Line Pack)

	DOWNWIND	UPWIND	DOWNWIND + UPWIND
<ul style="list-style-type: none"> • 1 Starboard manual (H35.2 STA) rigging winch + Cadet Grey halyard bag • Polyester bowsprit with integrated anchoring gear and bobstay (for Code 0 and asymmetric spinnaker) • Asymmetrical spinnaker rigging / Code 0 (sheets, Blocks, Halyards) • Additional jammers (on the roof for the halyard or on the coaming for the Genoa sheet, depending on the pack) • Rigging run back to cockpit (except boom topping lift) • 2 Manual (H40.2 STA) genoa sheet winches + Aluminum "Speed Grip" winch handle + Winch handle holder • Genoa sheet 3D adjustment rings on the roof (replacing the self-tacking jib track and the traveller) • Genoa sheet on furler, high resistance Dacron (to replace the standard self-tacking jib) 	<ul style="list-style-type: none"> ▪ ▪ ▪ 1 Triple jammer, on starboard roof ▪ ▪ 	<ul style="list-style-type: none"> ▪ ▪ ▪ 2 Double jammers, in coaming (1 to port, 1 to starboard) ▪ ▪ ▪ 	<ul style="list-style-type: none"> ▪ ▪ ▪ 2 Double jammers, in coaming + 1 Single clutch, on the coachroof ▪ ▪ ▪

IN-MAST FURLER PACK

- The standard Dacron self-tacking jib is retained.
- Anodised aluminium ⁹/₁₀th in-mast furler, 2 sets of spreader bars
 - Dacron cross-cut mainsail



PERFORMANCE PACK

FIRST LINE ALU PACK (incompatible with the rigging packs)

Requires standard classic mast and a trim level

Boast supplied without sails - Performance sails optional

- Polyester bowsprit with integrated anchoring gear and bobstay (for Code 0 and asymmetric spinnaker)
- Flatdeck genoa furler
- Additional jammers: 1 Double jammer on coaming to port and starboard for mainsail sheet, genoa sheet, adjustment of Genoa sheet traveller (control line) + 1 Triple jammer on the roof for spinnaker halyard/code 0
- Performance, Punch, Dyneema core running rigging (Halyards: Mainsail, Genoa, Code 0, Asymmetrical spinnaker)
- Genoa sheet 3D adjustment rings on the roof
- Asymmetrical spinnaker rigging / Code 0 (sheets, Blocks, Halyards)
- German system (Two-way mainsheet at the helm station)
- 1 Starboard manual (H35.2 STA) rigging winch + Cadet Grey halyard bag
- 2 Manual (H40.2 STA) genoa sheet winches + Aluminum "Speed Grip" winch handle + Winch handle holder
- Performance hull graphics (Red sticker)

OPTIONS

HULL - DECK - COCKPIT

- Pearl grey gel-coat
- Solid wood cockpit
- Synthetic covering for bottom of cockpit (flexible, removable covering with press stud attachment, imitation teak slats)
- "Luxe" polyester/wood cockpit table, Stainless steel handrail, 1 Waterproof USB socket for charging smartphone or using LED lighting (lighting not supplied), Central storage (15 L / 4 US Gal), Cup holders - requires Comfort trim level
- Cover for "Luxe" cockpit table (Cadet Grey)
- Steering wheels covers (Cadet Grey)
- "Luxe" sprayhood (Cadet Grey)
- Bimini "Luxe" (Cadet Grey)
- Cockpit seats Dolce 51
- 12 V tunnel bow thruster (Side Power) + Dedicated batteries and charger (50 Amp - 12 V)
- 2 Mooring cleats on transom
- 3 folding blades propeller
- Mooring kit:
 - Delta 16 kg/32 lbs anchor (galvanized steel)
 - Chain (diameter: 10 mm / $\frac{3}{8}$ " - Length: 28 m / 92')
 - Line (diameter: 18 mm / $\frac{11}{16}$ " - Length: 40 m / 131')
 - 6 Fenders - M (diameter: 200 mm / 8" - Length: 635 mm / 2'1")
 - 4 Moorings lines (diameter: 16 mm / $\frac{5}{8}$ " - Length: 12 m / 39'4")
- Electric windlass (1 000 W) - Remote control (not compatible with Family trim level)
- Windlass control with chain counter in cockpit
- Access openings to port and starboard
- Outboard engine bracket (not compatible with Family trim level)
- Shore freshwater supply
- Stand + support plates on the hull (option required for grounding the retractable keel version)
- Opening porthole on the cockpit coaming + Mosquito screens in the aft cabins

B&G ELECTRONIC

- WR10 Wireless autopilot remote control
- AIS 500

RIGGING - SAILS

- Performance sail pack (implies pack First Line Alu): High resistance Dacron square-topped mainsail, 4 battens, Natural UV protection, cross cut + Genoa sheet on Flatdeck furler, high resistance Dacron, Natural UV protection, cross cut
- Code 0 on furler for mast with in-mast furling or standard mast - Mylar Taffetas (implies pack Downwind or First Line pack)
- Natural color Lazy bag
- Self-tacking jib rigging (track and traveller) - implies pack Upwind or Upwind & Downwind pack

WINCHES

- 1 Port electric primary winch (H35.2 STAEH), instead of standard

INTERIOR EQUIPMENT

LAYOUT VERSIONS

- 2 cabins 1 head version
- 3 cabins 1 head version

AMBIANT

- Interior woodwork: Alpi white oak
- Brown oak laminated floors (only with Alpi white oak woodwork)
- Internal upholstery according to color chart
- Macadamia padding upholstery: Salon & Cabins
- Companionway steps made from mixed wood on floor

ON BOARD COMFORT EQUIPMENT

- Sea water foot pump, in galley (with cool box drainage function)
- Additional fresh water tank (130 L / 34 US Gal) below aft port side cabin bed
- Grey water recovery tanks (130 L / 34 US Gal) for sailing in inland waters - Not compatible with additional water tank
- 16 000 BTU air conditioning full boat (only for use via shore power supply) - Not compatible with 3 cabin version
- 8 000 BTU air conditioning salon and front cabin (only for use via shore power supply)
- 8 000 BTU Autonomous air conditioning on Lithium battery in forward cabin and salon, operating duration: 3 hours on battery, useful when at anchor. + recharging and use of motor or shore power - (12 V - 115 V) (Not compatible with heating, inverter, lithium battery options - required Comfort or Family trim level) included:
 - 1 Dedicated 12 V/115 V - 2 000 W inverter (this inverter does not allow the onboard comfort options)
 - 3 Lithium batteries (90 Amp)
 - 1 60 Ah service battery charger (replacing the 40 Ah charger for the trim level)
 - Navicolor 3.5" screen for displaying the battery charge level
- Diesel heater "air pulse"
- 1 12 V / 115 V inverter - 2 000 W
- Quiet Flush seawater electric toilet
- Shore freshwater supply
- 1 90 Ah lithium battery replacing the 2 AGM100 Ah service batteries (requires trim level). The engine battery is still AGM + Navicolor 3.5" screen for displaying the battery charge level