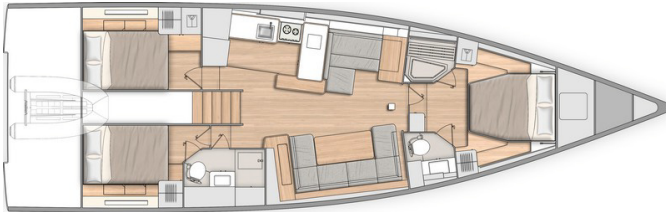
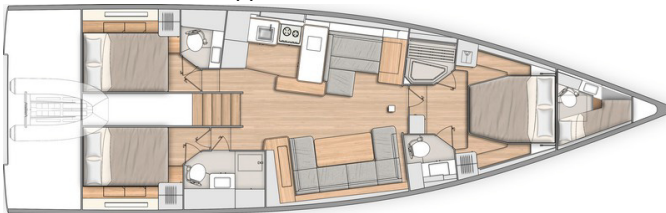




3 cabins 2 heads version:



3 cabins 3 heads - Skipper's cabin version:



## GENERAL SPECIFICATIONS \*

• Overall Length (L.O.A)	17,12 m	56'2"
• Hull length	15,98 m	52'5"
• L.W.L.	15,40 m	50'6"
• Hull Beam	5,00 m	16'5"
• Standard draft (T-keel)	2,50 m	8'2"
• Standard ballast weight (Cast iron)	4 500 kg	9,918 lbs
• Shallow draft	1,95 m	6'5"
• Shallow draft keel	2,00 m	6'7"
• Weight of shallow draft keel (Cast iron)	5 130 kg	11,307 lbs
• Air draft (excluding antennae)	24,00 m	78'9"
• Performance air draft (excluding antennae)	25,80 m	85'
• Light displacement	16 600 kg	36,586 lbs
• Fuel tank capacity (standard)	400 L	106 US Gal
• Fresh water capacity (standard)	720 L	190 US Gal
• Engine power:		
- Sail drive (standard)	80 HP	80 HP
- Sail drive Dock&Go (Option)	80 HP	80 HP
- Propeller shaft (Option)	110 HP	110 HP

## ARCHITECTS / DESIGNERS

- Naval Architect: BISCANTINI YACHT DESIGN
- Outside & interior design: LORENZO ARGENTO

## EC CERTIFICATION \*

- Category A - 10 people
- Category B - 12 people
- Category C - 14 people

## STANDARD SAILS DIMENSIONS \*

### ALUMINIUM MAST WITH IN-BUILT FURLER

• Furling mainsail	63,00 m <sup>2</sup>	678 sq/ft
• Self-tacking jib	51,00 m <sup>2</sup>	549 sq/ft
• Furling genoa (105 %)	65,00 m <sup>2</sup>	700 sq/ft
• Code 0	123,00 m <sup>2</sup>	1,324 sq/ft
• Asymmetrical spinnaker	210,00 m <sup>2</sup>	2,260 sq/ft
• I	19,90 m	65'3"
• J	6,80 m	22'4"
• P	20,00 m	65'7"
• E	6,80 m	22'4"

### PERFORMANCE CLASSIC ALUMINUM MAST (+ 1,80 m / 5'11")

• Performance version mainsail	83,00 m <sup>2</sup>	894 sq/ft
• Self-tacking jib	56,00 m <sup>2</sup>	603 sq/ft
• Furling genoa (105 %)	70,00 m <sup>2</sup>	754 sq/ft
• Code 0	135,00 m <sup>2</sup>	1,453 sq/ft
• Asymmetrical spinnaker	260,00 m <sup>2</sup>	2,800 sq/ft
• I	21,75 m	75'2"
• J	6,80 m	22'4"
• P	22,00 m	75'6"
• E	6,80 m	22'4"



## STANDARD EQUIPMENT

### CONSTRUCTION

- Design made following European Directive requirements and according to CE certification
- ISO 12215 certified structure
- Balsa sandwich infused hull
- Vacuum infused structural inner liner (Fabric - resin) bonded to the hull
- Deck in glass fiber/balsa wood sandwich infusion, with non-slip "diamond point" surface
- Cast iron keel attached with bolts and bonded stainless steel backplate
- Twin rudders affixed with stainless steel stock
- White hull - Aluminum grey hull decoration
- 8 Hull portlights

### DECK EQUIPMENT

#### RIGGING

- Depending on version:
  - **Aluminum mast with in-mast furling** deck-stepped, 2 Aft swept spreaders
  - **Performance classical aluminum mast** deck-stepped (+ 1,80 m / 5'11") 3 Aft swept spreaders
- Split backstay (Hydraulic optional extra)
- Single-strand rigging
- Anodized aluminum boom
- Harken blocks at mast foot
- Rigid boom vang
- 2 Stand-up blocks for mainsail sheet on mainsail cradle
- 1 Self-tacking jib track with traveller
- All lines lead back to the helm stations (except boom uphaul and Genoa halyard)
- Complete running rigging:
  - Main halyard
  - Genoa halyard with mast-tie rail
  - Boom topping lift with cleat on mast
  - Mainsheet
  - 1 Self-tacking jib sheet
- Mainsail furler and self-clinching jib furler on deck
- 7 Halyard clutches (1 triple to starboard, 2 doubles to port)
- Halyard covers
- 1 Flag halyard

#### WINCHES

- 1 Manual self-tailing winch to starboard (H50.2 STA)
- 1 Port side manual self-tailing winch (H50.2 STA)
- 1 Aluminum Speed Grip winch handle
- Stowage of which handles in dedicated space in rope bags

#### SAILS (INCIDENCES)

- Dacron furling mainsail with Natural UV protection
- Dacron self-tacking jib with Natural UV protection

#### MOORING - ANCHORING GEAR

- Polyester bowsprit with integrated anchoring gear and bobstay with spinnaker chainplate (for Code 0 and asymmetric spinnaker)
- Self-draining chain locker, Clench bolt, Piston-driven cover
- Single roller stainless steel bow fitting
- 12 V - 1 500 W vertical electric windlass - Remote control in mooring locker
- 6 Aluminum mooring cleats (Length: 40 cm / 1'4")
- Stainless steel chafing plate

#### SAIL LOCKER

Access through T70 deck hatch, Passage width: 0,65 x 0,65 m / 2'2" x 2'2"

- Stainless steel ladder
- Shelving and stowage trays
- LED lighting
- 1 115 V Power outlet

#### SAFETY ON DECK

- 1 Stainless steel open pulpit
- 2 Stainless steel aft pulpits with integrated fairlead
- 1 Stainless steel aft central pulpit (Height: 960 mm / 3'2")
- 4 stainless steel handrails on coachroof (2 Genoa track)
- 1 Lifebuoy support bracket on aft pulpit
- Wooden flagstaff (1 m/3'3") with integrated support on deck
- Double life lines and stainless steel stanchions (Height: 620 mm / 2') - Side boarding gate on either side
- Emergency ladder on pushpit

#### COCKPIT

- Self-bailing cockpit
- Teak decking
- 2 Sail lockers below cockpit seating
- 2 Stowage lockers behind the cockpit with stainless steel support for the fenders (650 x 390 mm / 2'2" x 1'3")
- 1 Access hatch to tender garage
- 2 Cockpit tables on stainless steel fixed base, teak table top with 2 extension leaves, stainless steel cup holders on the ends with handrail function and 1 long handrail along its full length (electric base in trim)
- Natural solid wood slatted cockpit benches
- 2 Aft helmsman's seat with stowage, teak slats
- Side helm seats, slatted teak
- Foldaway helmsman foot chock
- 2 Steering wheel consoles:
  - Stainless steel steering wheels with anthracite leather covering (diameter 900 mm/2'11") fixed on white, aluminium lacquered pedestal
  - Steering gear at the helm station
  - Stainless steel steering chain transmission system
  - Black lacquered stainless steel hand rail
- 1 Emergency tiller
- 1 Steering compass on port console
- Engine throttle and control panel on starboard
- 1 PPMA folding companionway door in the bottom of the cockpit - Sliding hatch made of PMMA
- Liferaft locker in front of the companionway (Space for 12 place liferaft: 0,96 m x 0,59 m x 0,40 m / 3'2" x 1'11" x 1'4")
- Courtesy lighting (7 LED lighting points, warm white lighting)
- 2 Waterproof exterior speakers

#### SWIM PLATFORM / AFT TRANSOM

- Fully opening transom, convertible into swim platform (2,61 m x 0,93 m / 8'7" x 3'1")
- 3 Folding access steps to the cockpit to starboard
- Electrically controlled opening on console
- Natural solid wood decking on swim platform
- 1 Stainless steel, removable bathing ladder with dedicated stowage in the cockpit

#### TENDER GARAGE

Accessible from the platform and from the cockpit  
Can be used to house a Highfield UL240 type tender (2,48 m x 1,69 m x 0,80 m / 8'2" x 5'7" x 2'7")

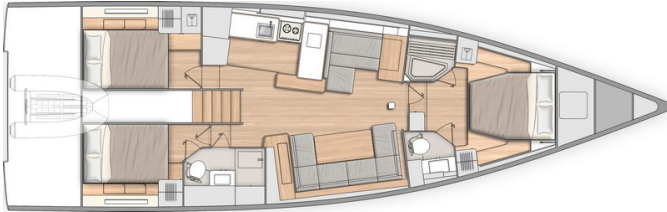
- 1 Touch-operated ceiling LEDs
- Tender launching system, available as an option
- 1 Cockpit shower with mixer tap in the tender garage



## INTERIOR

- Alpi walnut woodwork and white lacquered wood (Partitions)
- Alpkord oak floorings
- Lounge Falcon Greige 160 fabric internal upholstery
- Mattresses in the cabins (HR foam 35 kg/m<sup>3</sup>, thickness 120 mm/5")
- Beige padded ceilings and Apli walnut in the central part of the salon

### Standard version: 3 cabins + 2 heads



## COMPANIONWAY

Headroom: 2,00 m / 6'7"

- Salon companionway with 5 hanging steps in Alpkord oak, with non-slip coating, LED lighting below each step
- 2 Valencia Meteor encased stainless steel handrails

## SALON

Headroom: 2,00 - 1,97 m / 6'7" - 6'6"

### Starboard salon:

- Long U-shaped bench seat:
  - seats made from HR40 foam
  - soft seating thanks to the memory material trim + padding
- Salon table, wooden top, 2 fixed aluminium legs
- Storage under bench seats
- 1 Electrical panel to starboard incorporated into a piece of furniture for access to electrical connections
- 2 Portholes with integrated blinds
- 2 Coachroof windows with pleated blinds including opening porthole with mosquito net
- 2 Opening deck hatches with mosquito screens/blinds
- Indirect LED lighting below the bench seat and the upper part of the portholes
- 1 Adjustable reading light
- 1 USB port dual port
- 1 115 V Power outlet
- Audio:
  - Fusion RA70N entertainment system
  - 2 Interior speakers

### Port side chart table:

- Table with storage - molded wood fiddle - Laminated covering
- Long bench seat with back, chaise-longue function and seat with reclining part to match the list - Seat made from H35 foam + memory material + 2 trim padding
- 2 Portholes with integrated blinds
- Storage under bench seats
- 1 Storage space along the hull + 1 Glove box
- Indirect LED lighting on the upper part of the portholes
- 1 Adjustable reading light
- 1 115 V Power outlet, close to forward bulkhead
- 1 USB port dual port
- Pillar with beige cover

## GALLEY - PORTSIDE

Headroom: 2,01 m / 6'7"

- C-shaped galley
- Corian Glacier White work surface with Apli walnut moulded rails
- 1 1 rectangular stainless steel sink - 1 Faucet with hot/cold water under pressure
- 1 Gas stove 3 burners - Stainless steel grill and oven on gimbal mountings (17 L) - Stainless steel protection handrail - Stowage below the oven with drop-down door
- 1 Stowage on counter top with top opening (Space for optional 36 L stainless steel cool box, included in the Luxe trim level)
- 12 V 174 L fridge with integrated 16 L freezer (-18 °C), 1 Front opening door
- Fitted cupboards and closed cubbyholes
- 1 Garbage bin (20 L)
- 1 Base unit: 1 drawer on the side, 2 doors, 1 shelf
- Coachroof window with pleated blinds, including 2 opening portholes with mosquito net

## OWNER'S CABIN

Headroom: 2,01 - 1,96 m / 6'7" - 6'5"

- Central double bed (2,00 m x 1,60 m - 1,15 m / 6'9" x 5'3" - 3'9") with Lounge Greige 160 fabric padded headboard
- 1 Bed access sideboard
- 1 Chair on each side of bed with Lounge Greige 160 fabric
- 2 Shoe stowage beneath the bed
- 2 Hanging lockers, with incorporated LED lighting
- 1 Central full-height unit with LED lighting: 4 drawers at the bottom, 1 door with 4 shelves, mirror inside the door
- 2 Night tables
- 2 Flexible and adjustable bedside lamps
- 1 T60 flush deck hatch with blind/mosquito net
- 2 Portholes with rigid sliding blinds
- 1 115 V power socket on each side of the bed
- 1 dual port USB outlet on each side of the bed
- LED indirect lighting + Spot lighting

## 2 PRIVATE HEADS

### to starboard:

Headroom: 1,92 m / 6'4"

- 1 Manual marine toilet
- 1 80 L / 13 US Gal Rigid holding tank
- Counter-top in Corian Glacier White
- 1 Integrated polyester basin - Mixer tap
- 1 Cabinet - Mirror
- Toilet accessories
- 1 Deck hatch with mosquito screen/blind
- LED indirect lighting + Spot lighting

### to port:

Headroom: 1,97 m / 6'6"

- Shower with seat and wooden shower base
- 2 Open stowage trays
- 1 Deck hatch with mosquito screen/blind
- LED indirect lighting



## PORT AFT CABIN

Headroom: 1,92 m / 6'4"

- 1 Double bed (2,04 m x 1,40 m / 6'8" x 4'7")
- 1 Hanging locker, 1 Cupboard with shelves, with incorporated LED lighting
- 2 Lockers with top opening along the hull
- 1 Bed access sideboard
- 1 Drawer under the bed
- 1 Large storage under the bed, top opening (location for air conditioning option)
- 1 Flexible, swivelling reading light at headboard
- 1 Flexible and adjustable reading light on the hanging locker
- 1 USB port dual port
- 1 115 V Power outlet
- 1 Porthole with rigid sliding blind
- 1 Opening window with below cockpit seat with pleated blind
- 2 Opening windows on coaming with pleated blind (1 with the 3 heads version)

## STARBOARD AFT CABIN

Headroom: 1,92 m / 6'4"

- 1 Double bed (2,04 m x 1,40 m / 6'8" x 4'7")
- 1 Hanging locker, 2 lockers with top opening along the hull
- 1 Bed access sideboard
- 1 Drawer under the bed
- 1 Large storage under the bed, top opening (location for air conditioning option)
- 1 Flexible, swivelling reading light at headboard
- 1 Flexible and adjustable reading light on the hanging locker
- 1 USB socket
- 1 115 V Power outlet
- 1 Porthole with rigid sliding blind
- 2 Opening windows with below cockpit seat with pleated blind
- 1 Opening window on coaming with pleated blind

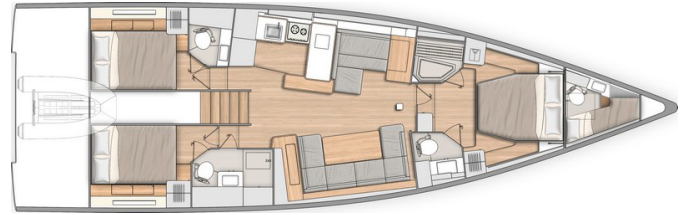
## AFT STARBOARD HEAD COMPARTMENT

Headroom: 1,95 m / 6'5"

Access from the salon or the starboard aft cabin

- Separate shower - 1 Mixer tap - White polyester shower base
- Corian Glacier White counter-top with self-draining storage
- 1 Manual marine toilet
- 1 80 L / 21 US Gal Rigid holding tank
- 1 Washbasin - 1 Mixer tap
- 1 Cabinet + Storage space under the basin
- 2 Mirrors
- Toilet accessories
- 1 Opening porthole on coaming in side window, opaque film, mosquito screen

## 3 cabins 3 heads version (Option)



This head stands between the galley and the after port cabin: single hanging locker and one opening porthole in the aft cabin

## AFT PORT HEAD COMPARTMENT

Headroom: 2,03 m / 6'8"

Access by the aft starboard cabin

- Polyester counter top with integrated basin - 1 Mixer tap - 1 Shower - White polyester shower base
- 1 Manual marine toilet
- 1 50 L / 13 US Gal Rigid holding tank
- 1 Bathroom cabinet 2 doors
- 1 Mirror above the washbasin
- Toilet accessories
- 1 Opening porthole on coaming in side window, opaque film, mosquito screen
- 1 Fixed window on coaming, opaque film



**ENGINE**

- Engine Yanmar Diesel:
  - 80 HP/80 HP, Sail Drive, Common Rail (standard)
  - 80 HP/80 HP, Sail Drive, Common Rail Dock & Go (Option)
  - 110 HP/110 HP, Propeller shaft, Common Rail (Option)
- Engine control at the starboard helm station - Control panel
- Engine compartment:
  - Soundproofing foam
  - Ventilation: 2 air intakes and 1 forced air outlets
  - Automatic LED lighting
- Engine data visible on the B&G screen
- 1 Alternator (12 V / 125 Amp)
- 2 Rotomolded diesel tank 2 x 200 L / 2 x 53 US Gal (under aft berth port and starboard) - Electronic gauge - Low level alarm - 1 Tank filling access
- Filters: Sea water - Diesel - Water separator
- Foldaway three-blade propeller
- 1 Engine access through companionway (opening with 2 gas pistons)
- 2 Engine access through aft cabins

**PLUMBING**

- 1 Rotomolded freshwater tank 380 L / 100 US Gal, under berth in forward cabin - 1 Tank filling access
- 2 Rotomolded freshwater tanks 2 x 150 L / 2 x 40 US Gal, under salon floor, port and starboard - 1 Tank filling access
- Waterpressure system - Expansion tank - Inline filter
- 40 L / 11 US Gal Electric water heater (engine use)
- 1 Rigid black water holding tank for each WC
- Electrical shower drain pumps
- 1 Electric bilge pump
- 1 Manual bilge pump
- Transfer valves easily accessible from the companionway

**GAS**

- 1 Compartment for 2 gas bottles in the anchor locker (diameter: 0,28 m / 11" x Height: 0,45 m / 1'6")
- Regulator and solenoid
- Gas leak detector

**ELECTRICITY**

- 12 V electrical panel (Breaker, Voltmeter, Water gauge, Fuel gauge, Battery warning, Fuel warning, Water warning) + USB port dual port + Navicolor 3.5" screen
- Radio controlled wireless light switches (no battery) for lighting (excluding heads)
- **Ship Control technology** control numerous functions from the navigation screens (or from a tablet or smartphone using a dedicated app):
  - Anchoring and masthead navigation lights
  - Boom and spreader lights (optional), underwater spotlights (optional)
  - Courtesy light in cockpit
  - Direct lighting
  - Deck searchlight
  - Inverter (Option)
  - Fridge
  - Water unit
  - Bilge pumps
  - Air conditioning (Option)
  - Generator (Option)
  - Audio
  - Tank monitoring
  - Battery monitoring
- 12 V Circuit
- 3 AGM service batteries (140 Amp)
- 1 AGM engine battery (100 Amp)
- Battery cut-off switch easily accessible from the companionway
- 1 Battery charger (60 Amp)
- 1 Load balancer
- 10 115V Sockets:
  - 2 in the forward cabin
  - 1 in the forward port head
  - 1 in the aft cabins
  - 1 in the salon (starboard)
  - 1 at chart table
  - 1 in galley
  - 1 in the engine compartment
  - 1 in the sail locker
- 6 Dual USB socket:
  - 2 in the forward cabin
  - 1 in the aft cabins
  - 1 on the electrical panel
  - 1 at chart table
- 1 Shore power socket 115 V, next to the helm station
- LED lighting:
  - Overhead lights, with dimmer
  - Reading lights
  - Indirect light, with dimmer
- LED navigation lights:
  - 1 Masthead light
  - 1 Steaming light
  - 1 Mooring light on masthead
- Deck searchlight (Halogen)
- Wire runs for optional cables



## TRIM LEVEL & PACKS

### TRIM LEVEL

	CONFORT	LUXE
<ul style="list-style-type: none"> <li>Coastal B&amp;G Pack</li> <li>1 Port electric Harken H50.2 STAEH rigging winch (instead of standard)</li> <li>Windlass control with chain counter in cockpit</li> <li>Opening transom remote control</li> <li>Tunnel or retractable bow thruster, depending on choice of trim level + 4 Dedicated batteries (50 Amperes - 12 V) + 1 Battery charger (30 Amperes - 24 V)</li> <li>TECMA electric fresh water/sea water WC in the owner's head</li> <li>IBS sensor</li> <li>2 Additional 140 ampères service batteries</li> <li>Additional 40 ampères battery charger</li> <li>Electrical engine control on the starboard console</li> <li>Mosquito nets for opening portholes</li> <li>Spring mattress in the owner's cabin (thickness: 180 mm / 7")</li> </ul>	<ul style="list-style-type: none"> <li>■</li> <li>■</li> <li>■</li> <li>■</li> <li>■</li> <li>■</li> <li>■</li> <li>■</li> <li>■</li> <li>■</li> <li>■</li> <li>■</li> </ul>	<ul style="list-style-type: none"> <li>■</li> <li>■</li> <li>■</li> <li>■</li> <li>■</li> <li>■</li> <li>■</li> <li>■</li> <li>■</li> <li>■</li> <li>■</li> <li>■</li> </ul>
<ul style="list-style-type: none"> <li>Offshore B&amp;G Pack</li> <li>2 Electrical bases for the cockpit tables for use as sundeck</li> <li>Cockpit table covers, Charcoal Grey</li> <li>Diamante Snow exterior cockpit upholstery: <ul style="list-style-type: none"> <li>seats and backs on the cockpit benches: Filter foam 80 mm/3" thickness (Density: 60F + 20S)</li> <li>Helm seats: stainless steel backrest and upholstery on back</li> <li>2 Companionway sundecks with reclinable backs (ratchet system)</li> <li>2 Cushions for the cockpit tables for use as sun deck</li> </ul> </li> <li>Quiet Flush fresh water/seawater electric WC in the aft starboard head</li> <li>36 L cool box with access from the galley counter top, stainless steel tank (temperature adjustable from +10 °C to -12 °C)</li> </ul>		<ul style="list-style-type: none"> <li>■</li> <li>■</li> <li>■</li> <li>■</li> <li>■</li> <li>■</li> <li>■</li> <li>■</li> <li>■</li> <li>■</li> <li>■</li> </ul>

### ELECTRONICS PACKS: B&G

	COASTAL (included in the Confort trim level)	OFFSHORE (included in the Luxe trim level)
<ul style="list-style-type: none"> <li>Port and starboard helm stations: <ul style="list-style-type: none"> <li>1 12" Zeus<sup>3</sup> wide wireless multi-function touchscreen (GPS, Chart plotter, Card reader - Navionics Silver cartography included)</li> </ul> </li> <li>Windvane, Anemometer B&amp;G</li> <li>Sensor (Log, Speedometer, Temperature)</li> <li>PC interface</li> <li>V90S VHF radio fixed to the chart table, AIS receiver function</li> <li>Windex Windvane</li> <li>Protective covers for helm &amp; consoles (Charcoal Grey)</li> </ul>	<ul style="list-style-type: none"> <li>■</li> <li>■</li> <li>■</li> <li>■</li> <li>■</li> <li>■</li> <li>■</li> </ul>	<ul style="list-style-type: none"> <li>■</li> <li>■</li> <li>■</li> <li>■</li> <li>■</li> <li>■</li> <li>■</li> </ul>
<ul style="list-style-type: none"> <li>Auto pilot B&amp;G NAC3</li> <li>WR10 Wireless autopilot remote control</li> <li>H50 wireless VHF set</li> </ul>		<ul style="list-style-type: none"> <li>■</li> <li>■</li> <li>■</li> </ul>



**RIGGING PACKS (Compatible with the 2 masts)**

	DOWNWIND	UPWIND	DOWNWIND + UPWIND
• German System (Two-way mainsheet at the helm station + 2 additional clutches to starboard and 2 to port)	▪	▪	▪
• 2 Genoa winches (H60.2STA) + 1 Winch handle	▪	▪	▪
• Asymmetrical spinnaker rigging / Code 0	▪		▪
• Dacron genoa on furler		▪	▪
• Genoa sheet track on the coachroof + Genoa sheets		▪	▪

**STAYSAIL RIGGING PACK (Compatible with the 2 masts)**

- 1 Clutch to starboard
- 1 Wichard double chainplate on forward deck for removable forestay
- 1 Dyneema halyard with sheave block for staysail

**SELF-TACKING RIGGING PACK (for the Upwind or Upwind+Downwind pack for storing the self-tacking jib traveller)**

- Self-tacking jib sheet
- 1 Traveller for the self-tacking jib track
- 2 Harken Element simple blocks (E60 + E80)

**HARKEN AST PACK (for mast with in-mast furling or classical mast, incompatible with the rigging packs)**

- 1 Rewind Harken H46.2 STAEH AST electric winch - 12 V
- 2 Rewind Harken H60.2 STAEH AST electric Genoa winch - 12 V
- System Harken AST - 1 dedicated screen on the port console which can be used to activate 3 full functions for navigation until complete control:
  - Automatic sail adjustment
  - Assisted tacking changes
  - List limiter
- Emergency stop system on the port console + audible alarm
- Asymmetrical spinnaker rigging/Code 0
- Genoa sheet track on the coachroof + Genoa sheets
- Dacron genoa on furler

**MOORING PACK**

- Delta 32 kg/71 lbs anchor (galvanized steel) (stainless steel anchor upgrade as an option)
- Chain (diameter: 12 mm / 1/2" - Length: 85 m / 279')
- Line (diameter: 22 mm / 7/8" - Length: 4 m / 13'1")
- 6 Fenders:
  - 4 XL (diameter: 300 mm / 12" - Length: 880 mm / 2'11")
  - 2 L (diameter: 250 mm / 10" - Length: 700 mm / 2'4")
- 4 Moorings lines (diameter: 18 mm / 11/16" - Length: 15 m / 49'3")

**MOORING PACK (inflatable)**

- Delta 32 kg/71 lbs anchor (galvanized steel)
- Chain (diameter: 12 mm / 1/2" - Length: 85 m / 279')
- Line (diameter: 22 mm / 7/8" - Length: 4 m / 13'1")
- 6 Fenders (diameter: 360 mm / 1'2" - Length: 1 200 mm / 3'11")
- 4 Moorings lines (diameter: 18 mm / 11/16" - Length: 15 m / 49'3")



**BENETEAU**

# Oceanis Yacht 54

General Equipment list - North America

## OPTIONS

### NAVIGATION ELECTRONICS: B&G

- 4G Radar (Halo 20+)
- Chart table: 12" Zeus<sup>3</sup> wide wireless multi-function touchscreen
- H50 wireless VHF set
- Forward Scan Sensor (Forward underwater vision)
- AIS - NAIS 500

### RIGGING - SAILS

- FurlerBoom V-shaped boom furler, grey lacquer
- Electric Genoa furler below deck
- Aluminium canoe boom, Sparcraft grey lacquer
- Hydranet mainsail
- Hydranet self-tacking jib (replacing the Dacron, standard)
- Genoa Hydranet (implies rigging pack)
- Code 0 with "Top Down" furling system

### WINCHES

- 2 Electric Harken genoa sheet winches (H60.2 STAEH)
- 1 Harken starboard maneuver electric winch (H50.2 STAEH)

### HULL - DECK - COCKPIT

- Pearl grey gel-coat (Hull & Bowsprit)
- Blue grey gel-coat (Hull & Bowsprit)
- Metallic hull paint (Hull - Aft transom - Gunwale - Bowsprit) *Solid wood slatted side decks option required*
- Retractable capstan (Bow)
- Coachroof sprayhood, Lexan rigid glazing, Charcoal Grey
- Cockpit bimini with LED lighting, Charcoal Grey
- Side sunshades for the cockpit bimini (Batyline)
- Cockpit bimini full enclosure (2 sides + aft), Charcoal Grey
- Diamante Snow sundeck for the forward deck, built-in cup holders (requires Luxe trim level)
- Dolce 51 cockpit upholstery replacing the Diamante Snow upholstery in the Luxe trim level
- Dolce 51 sundeck for the forward deck, built-in cup holders (requires Luxe trim level)
- Gas grill on the aft pulpit, removable
- LED lighting of spreaders
- Sunshade on foredeck, Charcoal Grey
- Cockpit table covers, Charcoal Grey
- Retractable stern thruster
- Black or white composite steering wheels
- Stainless steel upgrade to replace the galvanized anchor in the mooring packs
- NOMEN galvanized aluminium retractable cleats (instead of standard)
- Swim ladder
- Outboard engine bracket, on the aft pulpit
- Polyester folding gangway (2,6 m / 8'6")
- Electric inflator/deflator for tender and fenders (portable, battery-powered)
- Shore freshwater supply
- Cockpit shower, additional
- Tender launching system (folding ramp with roller for recovering the aft platform, 1 manual winch)
- Seawater/fresh water deck washing pump
- 3 Underwater lights (1 forward, 2 aft)
- Composite flagstaff 1,20 m/3'11" (instead of standard)

## DOCK & GO VERSION

- Engine: YANMAR - Common Rail - Diesel
- Swiveling Sail Drive base
- Joystick
- Vessel Management Unit (VMU)
- Bow thruster
- Auto pilot



## INTERIOR EQUIPMENT

### LAYOUT VERSIONS

- 3 cabins 2 heads version
- 3 cabins 3 heads version
- Skipper cabin replacing the sail locker of the foredeck: Access through T70 deck hatch, Stainless steel ladder, 1 Berth, WC, Sink, Shower, 1 USB port dual port

### AMBIANT

- Interior woodwork: Alpi oak 3 gloss + Alpikord oak floorings
- Internal upholstery according to color chart: Fabric, Leather, Nubuck, Ultra Leather

### MULTIMEDIA

- TV pre-assembly on lifting system, in the salon
- TV pre-assembly, in the forward cabin (on bulkhead)
- APOLLO Stereo + Bose 2.1 speakers, in the salon (instead of standard)

### DOMESTIC APPLIANCES

- Dishwasher for 6 sets
- Built-in 22 L grill and microwave combined oven
- Wine cellar 23 bottles
- 3 kg capacity washer dryer

### ON BOARD COMFORT EQUIPMENT

- Spring mattress in the aft cabins (thickness: 160 mm / 6")
- Double berth in salon (Pedestal electric table + cushion)
- Generator (7,5 KVA, 115 V, 50 Hz)
- Water maker (60 L/h / 16 US Gal/h)
- Air conditioning 44 000 BTU (+ Shore socket extension cord 15 m / 49'3") - 32 A
- Diesel heater "air pulse"
- Safe, in the forward cabin
- 12 V / 115 V inverter - 2 000 VA
- Electric battery switch (connected to the Ship Control, controls powering on or shut-off of batteries remotely)
- Lithium battery replacing the AGM batteries - Weight saving: Approximately 170 kg / 375 lbs (requires Comfort trim level)
- Sea water electric pump, in galley