

## GENERAL SPECIFICATIONS

• Overall Length (L.O.A):		
- without bowsprit	11,50 m	37'9"
- with bowsprit	11,80 m	38'9"
• Hull length	11,13 m	36'6"
• L.W.L.	10,72 m	35'2"
• Hull Beam	3,99 m	13'1"
• Light displacement	6 850 kg	15,102 lbs
• Deep draft	2,09 m	6'10"
• Deep ballast weight	1 790 kg	3,946 lbs
• Shallow draft	1,64 m	5'5"
• Shallow ballast weight	2 060 kg	4,542 lbs
• Air draft	16,88 m	55'5"
• Fresh water capacity:		
- standard	130 L	34 US Gal
- Option	200 L	53 US Gal
• Fuel tank capacity	130 L	34 US Gal
• Engine power	30 HP	30 HP

## ARCHITECTS / DESIGNERS

- Naval Architect: Finot - Conq
- Outside & interior design: Nauta Design

## EC CERTIFICATION

- Category A - 8 people
- Category B - 9 people
- Category C - 10 people

## STANDARD SAILS DIMENSIONS

• Mainsail	32,70 m <sup>2</sup>	393 sq ft
• Furling mainsail	30,00 m <sup>2</sup>	323 sq ft
• Genoa (103 %)	33,00 m <sup>2</sup>	355 sq ft
• Asymmetrical spinnaker	114 m <sup>2</sup>	1,227 sq ft
• Code 0	65 m <sup>2</sup>	700 sq ft
• Self-tacking jib	25 m <sup>2</sup>	269 sq ft
• I	14,01 m	46'
• J	4,79 m	15'9"
• P	13,25 m	43'6"
• E	4,21 m	13'10"



## STANDARD EQUIPMENT

### CONSTRUCTION

---

- Design made following European Directive requirements and according to CE certification
- Monolithic hull in polyester
- Monolithic structural hull liner bonded to the hull
- Injected deck construction in fiberglass and Saerform foam sandwich, covered with non-slip diamond pattern
- Hull-deck joint screwed, bonded and trimmed with 1 toerail
- Cast iron keel fixed with bolts and stainless steel backing plates
- 2 Underhung rudders with stainless steel stock
- White hull - Grey metal hull decoration

### DECK EQUIPMENT

---

#### RIGGING

- Standard mast 9/10 anodized aluminum deck stepped, 2 aft-swept spreaders
- Anodized aluminum boom
- Discontinuous stainless steel standing rigging
- 1 Backstay: Bridle
- Rigid boom vang
- Genoa furling system with drum on the deck
- 2 Genoa tracks with piston adjusted traveller cars
- 2 Genoa sheet returns stainless steel fairleads
- Rigging run back to cockpit (except boom topping lift)
- Complete running rigging: Main halyard, Genoa halyard with clutch on mast and cleat, Boom topping lift with cleat on mast, Mainsheet, 2 Genoa sheets, 2 Automatic reefing system lines
- 4 Clutches, 4 Jamming cleats
- Mainsail sheet in cockpit bottom (1 Fixed point)
- 2 Flag halyards
- optional extra:
  - Fixed composite arch, with incorporated LED lighting
  - (+ 2 Stand-up blocks for mainsail sheet)

#### WINCHES

- 2 Self-tailing genoa sheet winches (H40.2 STA)
- 1 Self tailing winch (H35.2 STA)
- 1 Aluminum "Speed Grip" winch handle, 1 Winch handle holder

### SAILS

- Semi Dacron main sail with class code, full batten with sliders (Roller slides for fully battened mainsail)
- Dacron Genoa on furler and UV protection strip
- Lazy Jack

### MOORING - ANCHORING GEAR

- Self-draining chain locker - Clench bolt - Hatch cover
- Single bow roller
- 4 Aluminum mooring cleats - Stainless steel chafing plate

### SAFETY ON DECK

- 1 Open stainless steel pulpit, 2 Stainless steel aft pushpits
- 1 Ring lifebuoy bracket
- Double life lines and stainless steel stanchions
- Welded ring on pushpit for flag

### COCKPIT

- Self-bailing cockpit
- 1 Cockpit locker
- 2 Lockers in cockpit bottom - Side helm seats
- 1 Liferaft locker - aft cockpit (0,95 m x 0,59 m x 0,36 m / 3'1" x 1'11" x 1'2")
- Teak slats on cockpit benches (1,69 m x 0,50 m / 5'7" x 1'8")
- Table with compac top, Stainless steel handrail
- 2 Steering wheel consoles: Stainless steel steering wheels - 800 mm diameter / 2'7" - Leather covered - Steering gear at the helm station - Metal cable transmission system - Stainless steel handrail - Navigation instrument pod (optional instruments) - Cup holders
- 2 Steering compass
- 2 Deck access points to tiller system
- 1 Emergency tiller
- Portside engine control and control panel
- 2 Hinged PMMA companionway doors - Sliding hatch made of PMMA
- 1 Swim ladder

### SWIM PLATFORM / AFT TRANSOM (Comfort Trim package)

- Fully opening transom, convertible into swim platform (2,60 m x 0,70 m / 8'6" x 2'4")
- Gas locker strut opening (manual), 1 Stainless steel integrated telescopic swimming ladder
- Teak decking



## INTERIOR

- Woodwork Alpi Walnut
- Rovere Alevé Parquet type laminated floorboards
- Beige hull liner, in salon and forward cabin
- Fabric upholstery
- Mattresses in the cabins, HR35kg/m<sup>3</sup> foam

### COMPANIONWAY

- Headroom: 1,96 m / 6'5"
- GRP salon companionway steps are coated with non-slip surface
  - 1 Leather covered stainless steel handrail

### Long galley on starboard version

#### LARGE HANGING LOCKER - PORTSIDE

- Headroom: 1,85 m / 6'1"
- Beam: 70 cm / 2'4"
  - 1 Overhead light
  - 1 Opening porthole in coaming
  - optional extra: Separate shower instead of this hanging locker

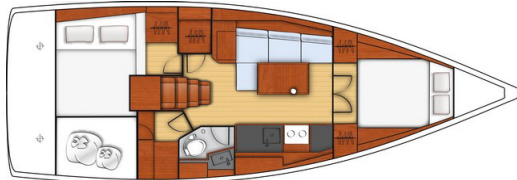
#### SALON - PORTSIDE

- Headroom: 1,95 m / 6'5"
- L-shaped salon bench seat
  - Storage under bench seats
  - Salon table with one-piece wood top - 2 feet
  - High closed storage units (port and starboard)
  - Chart table (with opening top) - Reading light
  - Shelves with fiddles
  - 1 Coachroof panoramic window with curtain
  - 2 Hull portholes with curtain
  - 1 Opening deck hatch with mosquito screen/blind
  - 1 Opening porthole in coaming
  - LED ceiling lights

#### FORWARD CABIN

- Headroom: 1,95 m / 6'5"
- Double access door
  - Central double bed (1,50 m x 2,08 m x 1,08 m / 4'11" x 6'10" x 3'7")
  - 1 Hanging locker (to starboard)
  - 1 Cupboard with shelves (to port)
  - Glove box - Open shelving - Drawer under the bed
  - 1 Opening deck hatch with mosquito screen/blind
  - 2 Hull portholes with curtain
  - 2 Reading lights

#### LENGTHWAYS GALLEY COUNTER - STARBOARD



- Headroom: 1,97 m / 6'6"
- Compact Clay laminated worktop
  - 1 Stainless steel sink - 1 Rectangular stainless steel basin - 1 mixing tap hot/cold water
  - Front opening refrigerator (12 V - 130 L / 34 US Gal)
  - Cubby hole locker, Garbage bin
  - Coachroof panoramic window with curtain
  - Stainless steel 2 burner gas hob / oven on gimbal mounting
  - Unit (Drawer & Cupboard units)

#### STARBOARD AFT: Interior stowage space

- Headroom: 1,85 m / 6'1"
- Direct access from the salon
  - Allows direct access to the cockpit locker
  - optional extra: Separate shower instead of this hanging locker

#### PORT AFT: 1 cabin

- Headroom: 1,85 m / 6'1"
- Dimensions - Berth : 1,65 m x 2,18 m x 2,05 m / 5'5" x 7'2" x 6'9"
  - 1 Hanging locker
  - 1 Reading light
  - 1 Overhead light
  - Open shelving
  - Padded upholstery along the hull
  - Deck house opening porthole

#### 2 AFT CABINS

- Dimensions - Berths: 1,50 m x 2,00 m x 1,65 m / 4'11" x 5'5" x 6'7"

#### AFT STARBOARD HEAD COMPARTMENT

- Headroom: 1,89 m / 6'2"
- Access through salon
  - 1 Washbasin, 1 Mixing tap hot/cold water, Shower
  - 1 Manual marine toilet with 80 L / 21 US Gal rigid reserve
  - Cabinet, 1 Mirror, Toilet accessories, Hook
  - 1 Overhead light
  - 1 Opening portlight with curtains in the coachroof side window

#### L-shaped galley on port side version



- Replacing the hanging locker and the chart table
- Galley with 100 L / 26 US Gal cool box instead of the 130 L / 34 US Gal fridge
- Full hull width salon: Bench seat on port and starboard sides, Large salon table with 2 leaves and bottle rack, Retractable chart table on starboard side



## ENGINE

---

- Engine Yanmar Diesel 30 hp / 30 HP Sail Drive
- Engine control - Control panel in cockpit
- Engine compartment: Soundproofing foam - Ventilation: 2 air intakes and 1 powered air expulsion
- 1 Alternator - 12 V / 125 Amp
- 1 Rotomolded diesel tank 130 L / 34 US Gal - Gauge at the chart table - 1 Tank filling access
- Filters: Sea water - Diesel - Water separator
- Fixed three blade propeller
- 1 Engine access through companionway - 3 access to engine by the sides of the companionway

## ELECTRICITY

---

- 12 V Circuit
- 1 Service battery (80 Amp) - 1 Engine battery (50 Amp)
- 1 Load balancer
- 12 V electrical panel
- 1 12 V Power outlet
- LED navigation lights: 1 Masthead light - 1 Steaming light for motoring - 1 Mooring light on masthead
- Wire runs for optional cables

## PLUMBING

---

- 1 Rotomolded freshwater tank (130 L / 34 US Gal)
- 1 Tank filling access
- Water unit
- 1 Rigid 80 L / 21 US Gal black water holding tank for each WC
- Electric pump & Shower draining
- 1 Electric bilge pump & 1 Manual bilge pump
- Water heater (25 L / 7 US Gal) - engine use (110 V)

## GAS

---

- Gas cylinder locker - starboard aft cockpit (25 cm x 27 cm x 40 cm / 10" x 1" x 15") - Regulator and solenoid
- Gas leak detector

## MISCELLANEOUS ITEMS

---

- Smoke detector



## TRIM LEVEL & PACKS

### TRIM LEVEL

	COMFORT	FAMILY
<ul style="list-style-type: none"> <li>Cockpit opening porthole for aft cabin(s)</li> <li>Upgrade of hotplate/galley oven: oven with grill</li> <li>LED indirect lighting in salon</li> </ul>	<ul style="list-style-type: none"> <li>■</li> <li>■</li> <li>■</li> </ul>	
<ul style="list-style-type: none"> <li>Teak slatted aft platform</li> <li>Helm seats, slatted teak</li> <li>Access openings to port and starboard</li> <li>2 Aluminum mooring cleats on the beam</li> <li>Mosquito screens on portholes</li> <li>1 Halyard bag</li> <li>Cockpit shower hot/cold water</li> <li>Hifi: Fusion + Interior speakers &amp; Waterproof exterior speakers</li> <li>Full 12/115 V system (Inside sockets, 40 Amp battery charger, Shore power socket)</li> <li>2 Additional 80 ampères service batteries</li> </ul>	<ul style="list-style-type: none"> <li>■</li> <li>■</li> <li>■</li> <li>■</li> <li>■</li> <li>■</li> <li>■</li> <li>■</li> <li>■</li> <li>■</li> </ul>	<ul style="list-style-type: none"> <li>■</li> <li>■</li> <li>■</li> <li>■</li> <li>■</li> <li>■</li> <li>■</li> <li>■</li> <li>■</li> <li>■</li> </ul>
<ul style="list-style-type: none"> <li>"Luxe" polyester cockpit table, Stainless steel handrail, 1 Waterproof USB socket for charging smartphone or using LED lighting (lighting not supplied), Central storage (15 L / 4 US Gal), Cup holders</li> <li>1 000 W Electric windlass (Remote control)</li> <li>Aft transom protection</li> <li>Outboard engine bracket</li> <li>Additional freshwater supply tank (200 L / 53 US Gal)</li> <li>Ventilators in salon and cabins</li> </ul>		<ul style="list-style-type: none"> <li>■</li> <li>■</li> <li>■</li> <li>■</li> <li>■</li> </ul>

### ELECTRONICS PACKS: B&G

	COASTAL	OFFSHORE
<ul style="list-style-type: none"> <li>1 Triton 2 Graphic display (Port steering console)</li> <li>Sensor (Log, Speedometer, Temperature)</li> <li>Wind Sensor B&amp;G (Windvane, Anemometer)</li> <li>Windex Windvane</li> </ul>	<ul style="list-style-type: none"> <li>■</li> <li>■</li> <li>■</li> <li>■</li> </ul>	<ul style="list-style-type: none"> <li>■</li> <li>■</li> <li>■</li> </ul>
<ul style="list-style-type: none"> <li>1 7" wide wireless screen - Port steering console (Triton 2 pass to starboard)</li> <li>NAC3 Autopilot + Control at steering station</li> <li>Chart table: B&amp;G V60 VHF, AIS receiver function</li> </ul>		<ul style="list-style-type: none"> <li>■</li> <li>■</li> <li>■</li> </ul>

### PERFORMANCE PACK

(Incompatible with cradle option of the mainsail - Compatible with all ballast)

*Boast supplied without sails (optional extra: Performance Sails)*

- Extended classic mast (+ 1 m / 3'3")
- German System (Two-way mainsheet at the helm station)
- Flat deck furler
- Adjustable genoa traveller
- Dyneema mainsheet
- Cascading backstay
- Performance hull graphics

### RIGGING PACK

#### DOWNIND PACK

- Polyester bowsprit
- Asymmetrical spinnaker rigging / Code 0
- Coach roof winch to starboard - manual (H35.2 STA) + Clutches + Halyard bag



## OPTIONS

### B&G ELECTRONIC

- 4G Radar
- AIS 500
- ForwardScan Sensor (Forward underwater vision)
- WR10 Wireless autopilot remote control

### RIGGING - SAILS

- Anodized mast furling system with Mylar - Taffetas mainsail
- GRP mainsail arch with 2 stand-up mainsheet blocks
- Self-tacking jib hardware
- Code 0 with "Top Down" furling system
- Self-tacking jib (replacing genoa)
- Performance Elvström DCX Sails (Mainsail: 36,70 m<sup>2</sup> / 395 sq/ft - Genoa: 36,60 m<sup>2</sup> / 394 sq/ft)
- Backstay adjustment (Except on mast with in-mast furling)
- Genoa sheet track leads adjustable from the cockpit
- Removable forestay + Tackle
- Chain plate (Removable forestay)
- German System: Two-way mainsheet at the helm station (Except on mast with in-mast furling)
- natural color Lazy bag

### WINCHES

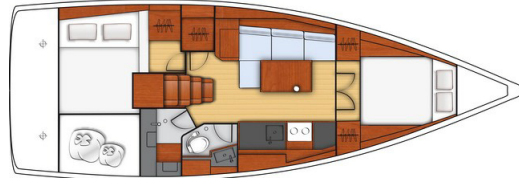
- Port electric primary winch (H40 STAEH), instead of standard
- Coach roof winch to starboard - manual (H35.2 STA) + Clutches, instead of standard + Winch handle + Halyard bag (Incompatible with Downwind Pack)

### HULL - DECK - COCKPIT

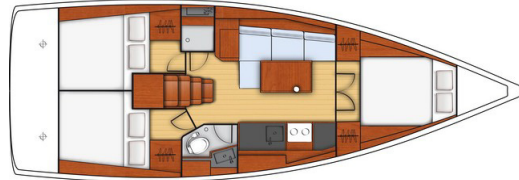
- Pearl Grey hull
- Slatted teak catwalks
- Solid wood cockpit
- Removable lining bottom of cockpit (Toffee foam carpet - Black joints - Teak look)
- "Luxe" polyester/wood cockpit table, Stainless steel handrail, 1 Waterproof USB socket for charging smartphone or using LED lighting (lighting not supplied), Central storage (15 L / 4 US Gal), Cup holders
- Cockpit table cover (White PVC)
- Steering wheels covers (White PVC)
- Fixed cockpit windows in aft cabin(s)
- Bimini Luxe + Sprayhood, Cadet Grey
- Bimini Luxe, Cadet Grey
- Dolce 51 Cockpit cushions
- Tunnel bow thruster
- Second bow roller and bobstay (Incompatible with Downwind Pack)
- 3 folding blades propeller
- 1000 W Electric windlass - Remote control
- Windlass control with chain counter in cockpit (fixed)
- Shore freshwater supply
- Outboard engine bracket (Pushpit)
- Mooring kit:
  - Delta 16 kg/32 lbs anchor (galvanized steel)
  - Chain (diameter: 10 mm / 3/8" - Length: 28 m / 92')
  - Line (diameter: 18 mm / 11/16" - Length: 40 m / 131')
  - 6 Fenders - M (diameter: 200 mm / 8" - Length: 635 mm / 2'1")
  - 4 Moorings lines (diameter: 16 mm / 5/8" - Length: 12 m / 39'4")
- Rub rail

## INTERIOR EQUIPMENT

- Alpi white oak wood interior (+ Rovere Aleve Parquet type laminated floorboards)
- Brown oak laminated floors (only with Alpi white oak woodwork)
- 1 Additional stool in salon
- Internal upholstery according to color chart
- Upholstery padding (Salon and Cabins): Taupe
- TV pre-assembly, in the salon
- Microwave oven (20 L)
- Slatted bed base
- Double berth in salon + 1 Stool (for lengthways galley counter)
- Wood companionway steps
- Separate shower:
  - 2 cabin layout



### - 3 cabin layout



- Electric toilet Quiet Flush (Sea water)
- Additional freshwater supply tank (200 L / 53 US Gal)
- Sea water foot pump

- Diesel heater "air pulse"
- Air conditioning
- 12/115 V / 2 000 V inverter