


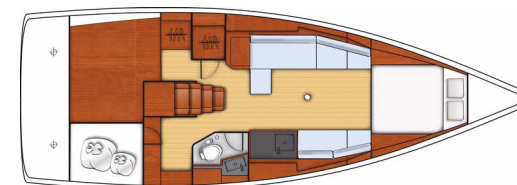
Oceanis 38 - Sail Away

General Equipment list - Europe

Day Sailer



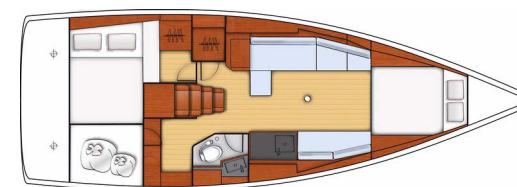
Day Sailer



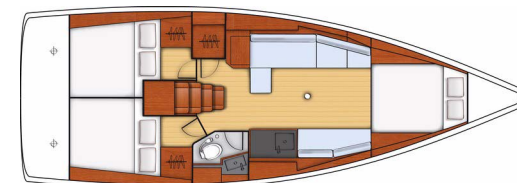
Week End / Cruiser



Week End - 2 convertible cabins



Week End - 3 convertible cabins



GENERAL SPECIFICATIONS

• L.O.A (Day Sailer)	11,15 m	36'7"
• L.O.A (Week End & Cruiser)	11,50 m	37'9"
• Hull length	11,13 m	36'6"
• L.W.L.	10,72 m	35'2"
• Beam	3,99 m	13'1"
• Light displacement (Day Sailer - GTE)	6 095 kg	13,437 lbs
• Light displacement (Cruiser - GTE)	6 850 kg	15,102 lbs
• Deep draught	2,08 m	6'10"
• Deep ballast weight	1 790 kg	3,946 lbs
• Shallow draught	1,64 m	5'5"
• Shallow ballast weight	2 060 kg	4,542 lbs
• Air draught	16,55 m	54'4"
• Lifting keel version	1,26 m / 2,40 m	4'2" / 7'10"
• Lifting keel version ballast weight	2 393 kg	5,274 lbs
• Fresh water capacity (standard)	130 L	34 US Gal
• Fresh water capacity (option)	200 L	53 US Gal
• Fuel capacity	130 L	34 US Gal
• Engine power	20 HP	20 HP
	30 HP	30 HP

STANDARD SAIL LAYOUT AND AREA

• Mainsail	32,70 m ²	393 sq/ft
• Furling mainsail	30,00 m ²	323 sq/ft
• Genoa (103 %)	33,00 m ²	355 sq/ft
• Asymmetrical spinnaker	114 m ²	1,227 sq/ft
• Code 0	65 m ²	700 sq/ft
• Self-tacking jib	25 m ²	269 sq/ft
• I	14,01 m	46'
• J	4,79 m	15'9"
• P	13,25 m	43'6"
• E	4,21 m	13'10"

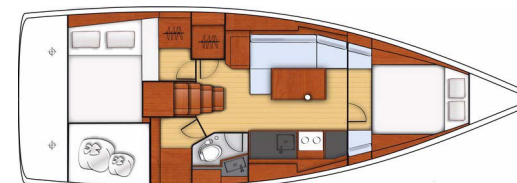
ARCHITECT / DESIGNERS

- Naval Architect: Finot - Conq
- Interior design & Deck: Nauta Design

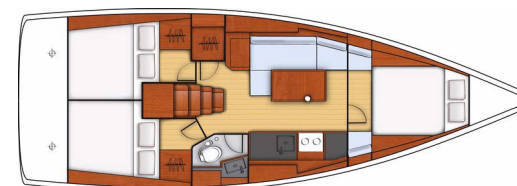
EC CERTIFICATE

- Category A - 8 persons
- Category B - 9 persons
- Category C - 10 persons

Cruiser - 2 cabins



Cruiser - 3 cabins



	Day Sailer	Week Ender (Convertible)		Cruiser	
		2C	3C	2C	3C
CONSTRUCTION					
<ul style="list-style-type: none"> Design in accordance with European Directive requirements and according to EC certification Monolithic hull design in polyester Monolithic structural inner moulding bonded to the hull Deck injection constructed in glass fibre and Saerfoam foam sandwich, covered with " diamond-tip " type non-slip surface Hull-deck join screwed, bonded and trimmed with 1 bulwark Cast iron keel fixed with bolts and stainless steel backing plates 2 Underhung rudders with stainless steel stock White coloured hull - Grey metal hull decoration 	standard	standard			standard

DECK EQUIPMENT

RIGGING

<ul style="list-style-type: none"> Standard mast 9/10 anodized aluminium installed on the deck, 2 aft-swept spreaders Anodised aluminium boom Discontinuous stainless steel standing rigging 1 Backstay: Bridle Rigid boom vang with tackle Genoa furling system with drum on the deck 2 Genoa tracks with piston adjusted traveller cars 2 Genoa sheet return stainless steel fairleads Rigging run back to cockpit (except boom topping lift) Complete running rigging: Main halyard, genoa halyard with clutch on mast and cleat, Boom topping lift with cleat on mast, Mainsheet, 2 Genoa sheets, 2 Automatic reefing system 4 clutches, 4 Jamming cleats 1 Fixed point - Mainsail sheet, in cockpit bottom 	standard	standard			standard
<ul style="list-style-type: none"> Fixed composite arch, with incorporated LED lighting 2 Stand-up blocks for mainsail sheet 	Optional equipment	Optional equipment			Sail Away

	Day Sailer	Week Ender (Convertible)		Cruiser	
		2C	3C	2C	3C
WINCHES					
<ul style="list-style-type: none"> 2 Self-tailing genoa sheet winches (H40.2 STA) 1 Coach roof winch self tailing (H35.2 STA) 1 Aluminium "Speed Grip" winch handle, 1 Winch handle box 	standard	standard			standard

SAILS

<ul style="list-style-type: none"> Furling genoa with UV protective strip Semi full batten written mainsail with slider (Roller slides for fully battened mainsail) Lazy Jack and Lazy Bag in Natural colour 	standard	standard			standard
---	----------	----------	--	--	----------

MOORING LINES - MOORING

<ul style="list-style-type: none"> Self-bailing chain locker - Clench bolt - Hatch cover Stainless steel deck plate 6 Aluminium mooring cleats - Stainless steel deck line protection 	standard	standard			standard
--	----------	----------	--	--	----------

COCKPIT

<ul style="list-style-type: none"> Self-draining cockpit 1 Cockpit locker 2 Lockers in cockpit bottom - Side helm's seats 1 Liferaft locker - aft cockpit (0,95 m x 0,59 m x 0,36 m / 3'1" x 1'11" x 1'2") Cockpit bench seats (1,69 m x 0,50 m / 5'7" x 1'8") 2 Steering wheel consoles: Stainless steel steering wheels - 800 mm diameter / 2'7" - leather covered - Steering gear at the helm station - metal cable transmission system - Stainless steel handrail - navigation instrument support (optional instruments) - Cup holder 2 Steering compass 2 Deck access points to tiller system 1 Emergency tiller Portside engine control and control panel 2 Hinged PMMA companionway doors - Sliding hatch made of PMMA 1 Swimming ladder 	standard	standard			standard
<ul style="list-style-type: none"> Cockpit shower hot/Cold water 		Optional equipment			Sail Away

Oceanis 38 - Sail Away

General Equipment list - Europe

	Day Sailer	Week Ender (Convertible)		Cruiser	
		2C	3C	2C	3C

SAFETY ON DECK

<ul style="list-style-type: none"> 1 Open stainless steel forward pulpit, 2 Stainless steel pushpits 1 Lifebuoy support bracket Double guardrail and stainless steel stanchions Openings in guardrail to port and starboard Ring for flag welded on pushpit 	standard	standard	standard
--	----------	----------	----------

SWIM DECK / STERN DECK

<ul style="list-style-type: none"> Fully opening transom, convertible to bathing platform (2,60 m x 0,70 m / 8'6" x 2'4") Gas strut opening - Manual, 1 Stainless steel integrated telescopic swimming ladder 	Optional equipment	Optional equipment	Sail Away
---	--------------------	--------------------	-----------

INTERIOR ACCOMMODATION

<ul style="list-style-type: none"> Alpi Mahogany interior wood Parquet type laminated floors Fabric lined hull in salon and forecabin Upholstery & Mattress, Dolaro white PVC fabric, Foam density 24 kg/m³ 	standard	standard	standard
--	----------	----------	----------

SALOON

<ul style="list-style-type: none"> Headroom: 1,95 m / 6'5" L-shaped saloon bench seat Storage under bench seats High, closed units (Port and starboard) Chart table (with opening top) - Reading light Shelves with fiddles 2 Panoramic windows - deckhouse 2 Hull ports 1 Opening deck hatch 1 Opening porthole in coaming 6 Overhead lights 	standard	standard	standard
<ul style="list-style-type: none"> Salon table with one-piece wood top - 2 feet 	Optional equipment	Optional equipment	

	Day Sailer	Week Ender (Convertible)		Cruiser	
		2C	3C	2C	3C

COMPANIONWAY

<ul style="list-style-type: none"> Headroom: 1,96 m / 6'5" GRP salon companionway coated with non-slip surface on the steps 2 Leather covered stainless steel handrails 	standard	standard	standard
--	----------	----------	----------

LARGE HANGER CLOSET - PORT SIDE

<ul style="list-style-type: none"> Headroom: 1,85 m / 6'1" Beam: 70 cm / 2'4" 1 Overhead light 1 Opening porthole in coaming 	standard	standard	standard
--	----------	----------	----------

FORWARD CABIN

<ul style="list-style-type: none"> Headroom: 1,95 m / 6'5" Central double bed (1,50 m x 2,08 m x 1,08 m / 4'11" x 6'10" x 3'7") Valet tray - Open shelving - Drawer under the bed 1 Flush opening deck hatch 2 Hull ports 2 Reading lights 	standard	standard	standard
<ul style="list-style-type: none"> 2 Wood hanging lockers 	Optional equipment	Optional equipment	Sail Away
<p>Private version:</p> <ul style="list-style-type: none"> Bulkhead - Door of access 2 Reading lights 		Pack	standard

	Day Sailer	Week Ender (Convertible)		Cruiser	
		2C	3C	2C	3C

GALLEY - STARBOARD

<ul style="list-style-type: none"> Headroom: 1,97 m / 6'6" Laminated worktop - Taupe 1 Stainless steel sink - 1 Rectangular stainless steel basin - 1 Tap with cold water, under pressure (Day Sailer) - 1 Mixer tap hot water/Cold water (Week-Enders) Cubby hole locker, Bin 1 Base cabinet: 1 Shelving (the fitted refrigerator in the Cuisine Pack version comes in place of this layout) 1 All-round coachroof window 	standard	standard	standard		
Additional equipment for fitted galley <ul style="list-style-type: none"> Gas system: Gas cylinder locker - starboard aft cockpit - (25 X 27 X 40 cm / 10" x 11" x 15") - Regulator and safety tap 1 2 hobs stainless steel gas cooker on mounting Unit: (Drawer & Cupboards) Fridge - 12 V - 130 L, front opening 			Pack	standard	

STARBOARD AFT

<ul style="list-style-type: none"> Headroom: 1,85 m / 6'1" Interior stowage space, for 2 cabins versions Direct access from the salon Allows direct access to the cockpit locker Bulkhead with 1 access door 1 Overhead light Open shelving Padding upholstery along the hull Opening portholes: Roof & Cockpit Dimensions - Berths: 1,50 m x 2,00 m x 1,65 m / 4'11" x 6'7" x 5'5" 1 Wood hanging locker 	standard	standard		standard	
			standard		standard

	Day Sailer	Week Ender (Convertible)		Cruiser	
		2C	3C	2C	3C

PORT AFT

<ul style="list-style-type: none"> Headroom: 1,85 m / 6'1" Bulkhead with 1 access door 2 Reading lights 1 Overhead light Open shelving Padding upholstery along the hull Opening portholes: Roof & Cockpit 1 Wood hanging locker 	standard	standard		standard	
<ul style="list-style-type: none"> Dimensions - Berth (2 cabins layout) : 1,65 m x 2,18 m x 2,05 m / 5'5" x 7'2" x 6'9" Dimensions - Berth (3 cabins layout): 1,50 m x 2,00 m x 1,65 m / 4'11" x 6'7" x 5'5" 		standard		standard	
			standard		standard

STARBOARD AFT HEAD COMPARTMENT

<ul style="list-style-type: none"> Headroom: 1,89 m / 6'2" Access through saloon 1 Basin, 1 Tap with cold water, Shower 1 Manual toilet Washroom cabinet, 1 Mirror, Toilet accessories, Peg 1 Opening portlight with curtains in side windows in the coaming 1 Mixer tap hot water/Cold water 1 Overhead light 	standard	standard		standard	

	Day Sailer	Week Ender (Convertible)		Cruiser	
		2C	3C	2C	3C
ENGINE					
• Engine Yanmar Diesel 20 hp / 20 HP Sail Drive	standard	standard	standard		
• Engine Yanmar Diesel 30 hp / 30 HP Sail Drive	Optional equipment	Optional equipment		Sail Away	
• Engine control - Control panel in cockpit • Engine compartment: Soundproofing foam - Ventilation: 2 Air intakes and 1 powered air expulsion • 1 Alternator - 12 V / 125 Ah • 1 Rotomoulded diesel tank 130 L / 34 US Gal - Gauge at the chart table - 1 Deck filler • Filters: Sea water - Diesel - Water separator • Fixed three blades propeller • 1 Engine access through companionway - 3 access to engine by the sides of the companionway	standard	standard	standard		

ELECTRICITY					
• Advanced 12 V circuit					
• 1 Service battery (80 Ah) - 1 Engine battery (80 Ah) • 1 Power distributor • 12 V electrical panel • 1 12 V Socket • Navigation lights: 1 Navigation light - 1 Engine navigation light - 1 Anchor light on masthead • Wire runs for options cables	standard	standard	standard		
• Full 12 / 220 V system: Inside sockets, 40 Amperes battery charger, Shore power socket • 2 80 amperes additional service batteries • Navigation light & Interior lights LED			Pack	Sail Away	

	Day Sailer	Week Ender (Convertible)		Cruiser	
		2C	3C	2C	3C
PLUMBING					
• 1 rotomoulded freshwater tank (130 L / 34 US Gal) • 1 Deck filler • Water unit • 1 Rigid holding tank 80L / 21 US Gal • Electric pump & Shower draining • 1 Electric bilge pump - 1 Manual bilge pump • Plumbing board + Expansion tank • Water heater (25 L / 7 US Gal) - engine start (220 V, Electricity Pack)	standard	standard	standard		
• Additional freshwater tank (200 L / 53 US Gal)			Optional equipment	Sail Away	

Packs

	Day Sailer	Week Ender	Cruiser
Fitted galley Pack		Optional equipment	standard

- Gas system: Gas cylinder locker - starboard aft cockpit (25 x 27 x 40 cm / 10" x 11" x 15") - Regulator and safety tap
- 1 2 hobs stainless steel gas cooker on mounting
- Unit (Drawer & Cupboards)
- Fridge 12 V - 130 L, front opening

	Day Sailer	Week Ender	Cruiser
Private forecabin Pack		Optional equipment	standard

- Bulkhead - Door of access
- 2 Overhead lights

	Day Sailer	Week Ender	Cruiser
Night pack		Optional equipment	Optional equipment

- Curtains for hull portholes (Saloon, Forward cabin, Aft cabin(s))
- Curtains for all-round coachroof window
- Mosquito nets (Saloon, Aft cabin(s))
- Blackout blind mosquito for deck hatch (Forward cabin and Saloon)

	Day Sailer	Week Ender	Cruiser
Electricity Pack		Optional equipment	Sail Away

- Full 220 V system: 5 Inside sockets, 40 Amperes battery charger, Shore power socket
- 2 80 amperes additional service batteries
- Navigation light & Interior lighting - Indirect - LED

	Day Sailer	Week Ender	Cruiser
Mooring Pack	Optional equipment	Optional equipment	Sail Away

- 1 000 W Electric windlass + Remote control
- Bow roller
- Mooring kit (Anchor-Chain-Line)

	Day Sailer	Week Ender	Cruiser
Outside protections Pack	Optional equipment	Optional equipment	Optional equipment

- Hawsers
- Fenders
- White PVC protective covers (Steering wheel consoles)
- 2 halyard bags

	Day Sailer	Week Ender	Cruiser
Pack Electronic: B&G	Optional equipment	Optional equipment	Sail Away

- 1 "B&G T41" display (To port steering console)
- Wind Sensor (Windvane, Anemometer)
- Sensor (Log, Speedometer, Temperature)
- Hifi: Fusion + Interior loudspeakers & Waterproof exterior speakers

	Day Sailer	Week Ender	Cruiser
Performance Pack	Optional equipment	Optional equipment	Optional equipment

- Performance Eluström Windward 300+ Sails
- German System (Two-way mainsheet at the helm station)

Sail Away:

- | | |
|--|--|
| <ul style="list-style-type: none"> • Cruiser version: 2 or 3 cabins • Engine: 30 CV/HP • Bow thruster • Mainsail arch • Solid wood slatted aft platform • Plain solid wood decked helmsman seating • "Luxe" cockpit table • Cockpit shower • Mooring Pack | <ul style="list-style-type: none"> • Electricity Pack • Pack Electronic • Auto pilot • B&G Zeus 7" Multifunction screen • V50 VHF, AIS receiver function • Stainless steel 2 burner gas cooker on mounting • Wood hanging lockers (Forward cabin) • Additional freshwater tank (200 L / 53 US Gal) |
|--|--|

Packs, Development models

	Day Sailer	Week End	Cruiser	Module for altering the boat		Day Sailer	Week End	Cruiser	Module for altering the boat
INTERIOR					EXTERIOR				
Fitted galley Pack		Optional equipment	standard	Yes	Mooring Pack	Optional equipment	Optional equipment	Sail Away	Not (1)
Private forecabin Pack		Optional equipment	standard	Yes	Outside protections Pack	Optional equipment	Optional equipment	Optional equipment	Yes
Night pack		Optional equipment	Optional equipment	Yes	Pack Electronic	Optional equipment	Optional equipment	Sail Away	Yes
Electricity Pack		Optional equipment	Sail Away	Not (1)	Performance Pack	Optional equipment	Optional equipment	Optional equipment	Yes

(1) to be selected following definition of the boat

"Tailor-made" options:

Rigging - Sails

- Anodized mast furling system with Mylar - Taffetas mainsail
- Asymmetrical spinnaker rigging + Code 0 rigging + 2nd bow roller and Bobstay
- Self-tacking jib hardware
- Code 0 on "Top Down" furling system
- Self-tacking jib (replacing genoa)
- Asymmetrical spinnaker
- Backstay adjustment (Except on mast with in-mast furling)
- Genoa sheet track leads adjustable from the cockpit
- Removable forestay + Tackle
- Chain plate (Removable forestay)
- 2 Flag halyards

Winches

- Electric genoa sheet winch (H40.2 STAEH), in lieu of standard
- Port electric coachroof winch (H40 STAEH), in lieu of standard
- Coach roof winch to starboard - manual (H35.2 STA) + Clutches, in lieu of standard + Winch handle

Hull - Deck - Cockpit

- Ballasted boat version
- Grey "Perle" hull
- Blue-grey hull
- Mainsail arch (Sail Away)
- Solid wood slatted aft platform (Sail Away)
- Slatted solid wood side decks
- Solid wood slatted helm seats (Sail Away)
- Benches + Solid wood decking on cockpit sole
- Cockpit table - Removable (Interior/ Exterior)
- "Luxe" cockpit table (Sail Away)
- PVC cover - White ("Luxe" cockpit table)
- Cockpit fixed portholes for the aft cabin(s)
- Silver Coachroof sprayhood
- Silver Cockpit Bimini
- Dark Narval Cockpit cushions
- Inflatable gangway
- Inflatable swimming pool
- Pump for tender or inflatable structure (12 V)
- Bow thruster (Sail Away)
- 3 feathering blades propeller
- Windlass control in cockpit with chain counter (fixed)
- Shore freshwater supply
- Outboard engine (Pushpit)
- Cockpit shower (Sail Away)

B&G Electronic

- 4G Radar
- B&G Zeus 7" wide Multifunction screen, Port cockpit (Sail Away)
- B&G AC42 autopilot + Control at steering station (Sail Away)
- B&G V50 VHF, AIS receiver function (Sail Away)
- Wifi interface
- AIS 400
- ForwardScan Sensor (Forward underwater vision)

Interior equipment

- Interior woodwork: Apli Blond Oak
- Saloon table (Sail Away)
- Saloon table extension
- 1 Additional pouffe in saloon
- Separation curtain (Saloon / Forward cabin)
- Wood hanging lockers (Forward cabin)
- Longchamp hanging luggages (Forward cabin)
- Accessory set Longchamp (2 shirt covers, 2 toiletry bags)
- Comfort Interior upholstery (Chine Moka or PVC Taupe fabric), Saloon & Mattress (HR35kg/m3 foam)
- Upholstery padding (Saloon and Cabins): Anthracite Grey or Taupe
- TV LED 19" in the saloon, Player DVD, MP3
- Stainless steel 2 burner gas cooker on mounting (in lieu of standard) (Sail Away)
- Microwave
- Slatted bed base
- Double berth in saloon (+ 1 Stool)
- Wooden companionway steps
- Separate shower (to starboard for 2 cabins versions, to port for 3 cabins versions)
- Quiet Flush electric toilet + Holding tank
- Additional freshwater tank (200 L / 53 US Gal) (Sail Away)
- Sea water foot pump
- Forced air heating fuel
- Air conditioning
- Generator (for 2 cabins versions, only)
- Converter 12 V

BENETEAU - Vendéopôle - 2 rue du Grand Large - CS82531 GIVRAND - 85805 SAINT GILLES CROIX DE VIE - FRANCE. <http://www.beneteau.com>
Head office: SPBI - BP 45 - 85170 DOMPIERRE SUR YON

01/14/2016 Code Beneteau V12252 (O) Eng Descriptions, illustrations, etc are provided only for your guidance. Our models may undergo some standard modifications or improvements without notice