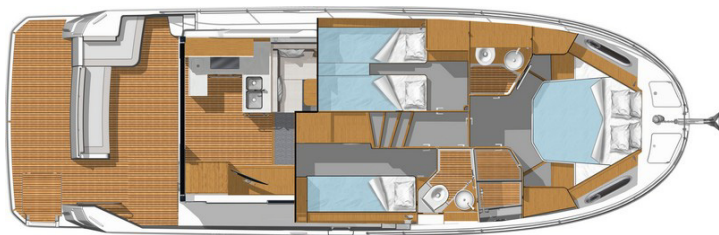
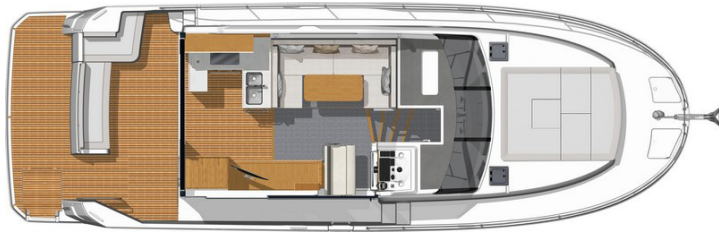



Swift Trawler 41 Sedan

General Equipment list (Provisional) - North America



GENERAL SPECIFICATIONS **

• Overall Length (L.O.A)*:	13,43 m	44'1"
• Hull length:	12,52 m	41'1"
• Overall width:	4,25 m	13'11"
• Hull Beam:	4,20 m	13'9"
• Light displacement:	10 520 kg	23 186 lbs
• Air draft (max):	4,32 m	14'2"
• Draft (including propeller):	1,15 m	3'9"
• Fuel tank:	1 170 L	309 US Gal
• Water tank:	400 L	106 US Gal
• Holding tank:	120 L	32 US Gal
• Grey water tank (Option):	320 L	66 US Gal
• Engine power:	2 x 270 HP	2 x 270 HP - 2 x 201 KW
	2 x 300 HP	2 x 300 HP - 2 x 223 KW

* with aft swim platform + Anchor in position

ARCHITECTS / DESIGNERS

- Naval Architect: BENETEAU POWER
- Exterior and interior design: Andreani Design

EC CERTIFICATION **

- Category B - 8 people
- Category C - 10 people
- Category D - 10 people

** Provisional specifications, boat in process of certification.



BENETEAU

Swift Trawler 41 Sedan

General Equipment list (Provisional) - North America

STANDARD EQUIPMENT

CONSTRUCTION

HULL

Composition:

- Sandwich (Polyester resin contact - fiberglass - balsa core)
- White gel coat (RAL 9010)
- Structural hull counter molding in monolithic laminate (Polyester resin contact - fiberglass)

Profile:

- Semi-planing hull

DECK

Composition:

- Sandwich (Polyester resin contact - fiberglass / balsa core)
- Structural counter molding in monolithic laminate (polyester resin - fiberglass)
- White gel coat (RAL 9010)
- Diamond tip type non-slip surface

DECK EQUIPMENT

- Gangway door to starboard
- Polyester mast for mounting navigation lights, radar and aerials
- Fog horn

MOORING - ANCHORING GEAR

- 1 000 W Vertical electric windlass, up / down and remote control from the windlass, wheelhouse and flybridge
- 10 Mooring cleats (L 300 mm / 12")
- Stainless steel gunwale guards
- 1 Compartment fitted with self-bailers and polyester covers

SAFETY ON DECK

- Stainless steel pulpit, open and surrounding cockpit up to steps
- Leather covered stainless steel handrails in the cockpit

COCKPIT

- Self-bailing cockpit
- 1 Locker in cockpit bottom gas piston assisted and lockable
- Gas cylinder locker integrated into the cockpit aft bench
- Cockpit shower hot/cold water
- Double starboard access door to the cockpit
- Swimming platform with rubbing strake (3,80 x 1,15 mm / 12'6" x 3'9")
- 1 Sliding bench seat on the platform
- 1 Ergonomic bathing ladder with hand holds in the swim platform
- 1 Emergency ladder
- 1 PMMA access door at the starboard side deck from the cockpit



BENETEAU

Swift Trawler 41 Sedan

General Equipment list (Provisional) - North America

INTERIOR

- Choice of wood interior: Alpi teak (standard) or Alpi oak strip (optional)
- Beige teak deck joint
- Marlin Brilliant white PVC internal upholstery
- PVC pilot bench Marlin white & Polaris
- Marlin Brilliant white PVC Exterior upholstery

INTERIOR STEERING STATION

- Clear glass windscreen with aluminum frames, black lacquered
- Anti-reflective coating
- 3 Electric windscreen wipers with synchronizing system
- Windscreen washer
- Defogger
- Side windows with black lacquered aluminum frames
- Dashboard with place for navigation electronics
- Engine dials: Revolution counter, Fuel gauge, Warnings, Rudder angle indicator, Trim tab indicators
- Controls: Electric windlass, Bow thruster, Navigation lights, Electric windscreen wipers, Fog horn & Electric dual engine controls
- Steering wheel
- Steering compass
- Double USB socket
- Dual pilot bench seat with hand rails
- Removable floor step
- Sliding side door with direct access to catwalk
- Cup holder

SALON

- Headroom: 1,90 m / 6'33"
- U-shaped salon convertible to double berth
 - Dividing rail and curtains for berth
 - Roman blinds
 - Varnished wood salon table
 - Storage cupboards
 - 1 Large stowage drawer
 - Sliding aft 2 single disappearing door aft bay with black lacquered aluminum frame
 - Leather sheathed stainless steel handrail in cockpit deckhead
 - MP3, USB, IPOD® player with 2 speakers in the wheelhouse and 2 speakers in the cockpit
 - TV + DVD pre-wiring

GALLEY

- Headroom: 1,95 m / 6'5"
- U-shaped galley, facing the cockpit and the salon - Includes:
- Work top made from laminated material with Nimbus Prima Corian edging
 - 2 Stainless steel sinks with cold/hot water mixer taps under pressure
 - Gas oven
 - 3-burner hob and oven with protective glass cover
 - 215 L upright fridge with freezer function
 - Storage & Drawers
 - Bin with access from cockpit and galley
 - Handrails

OWNER'S CABIN (FORWARD)

- Headroom: 1,95 m / 6'5"
- Double berth (1,95 x 1,60 m / 6'5" x 5'3")
 - Storage under berth
 - Storage each side of bed
 - Mirror
 - 1 Hanging locker with lighting
 - 1 Cupboard with shelves
 - 1 Opening deck hatch with fitted mosquito screen/blind
 - 2 Hull windows with opening portholes and blackout blind
 - Venetian blinds
 - Padded bed headboard
 - TV + DVD pre-wiring

HEAD (OWNER'S CABIN)

- Headroom: 1,95 m / 6'5"
- Separate shower compartment with seat and porthole and teak lining
- Mirror
 - Top and bottom cupboard
 - Electric toilet flushing with fresh water and salt water
 - Oval washbasin
 - 1 Opening deck hatch with integrated blind
 - 1 Hull portlight
 - Venetian blinds

VIP CABIN (PORTSIDE)

- Headroom: 1,96 m / 6'6"
- 2 Single beds convertible into double beds (1,96 x 1,52 m / 6'5" x 5'8")
 - Cupboard units
 - Storage under berth
 - Cubby hole locker
 - Hull window with opening porthole and blackout blind
 - 1 110 V Power outlet
 - 2 USB sockets
 - Padded bed headboard

LAZARETTE / THIRD CABIN (STARBOARD)

- Headroom: 2,10 m / 6'11"
- Modular stowage
 - Storage under berth
 - Space for washer dryer
 - 1 110 V Power outlet
 - 2 USB sockets

STARBOARD HEAD (DAY TOILET)

- Headroom: 1,92 m / 6'4"
- Mirror
 - Top and bottom cupboard
 - 1 Opening porthole
 - Electric toilet flushing with fresh water and salt water
 - Oval washbasin
 - Mixer tap
 - Shower
 - Towel rail



ENGINE

- Choice of engines:
 - Volvo D4 270 HP Diesel
 - Volvo D4 300 HP Diesel
- Shaft propulsion
- Four-blade propellers
- Bow thruster
- Stern thruster
- Fuel filters
- Sea water filters
- Engine room soundproofed with high density foam (40 mm / 1-½" thick)
- Air intake for cooling the engine compartment on the port hull plating
- 1 Extinguisher
- Dual deck filler for fuel tank with interconnection
- 2 Aluminum fuel tanks (capacity = 2 x 585 L/2 x 155 US Gal) with interconnection and provision for attachment of FPS (Fuel Polishing System) system
- Steering system:
 - 2 Underhung rudders stainless steel
 - Hydraulic steering
 - Electric trim tabs

ELECTRICITY

- Electrical panel (12 V / 110 V)
- Shore power socket (110 V)
- 10 110V Sockets:
 - 2 in the salon
 - 2 in galley
 - 2 in owner's cabin
 - 1 in the VIP cabin
 - 1 in the 3rd cabin
 - 1 in the owner head
 - 1 in the 2nd head
- 12 USB sockets:
 - 2 in the salon
 - 2 in steering station
 - 4 in owner's cabin
 - 2 in the VIP cabin
 - 2 in the 3rd cabin
- 4 engine batteries (12 V - 50 Amp)
- 2 AGM service batteries (12 V - 140 Amp)
- 2 Battery chargers (25 Amp)
- Outside and inside lighting (Overhead lights, Reading lights)
- LED indirect lighting
- Outside lighting (Navigation lights, Mooring light with stainless steel mountings)
- 7,5 kVA Generator

PLUMBING

- 1 Manual bilge pump (Cockpit)
- 2 Automatic electric bilge pumps
- Water unit for pressurizing the hot / cold water circuit with accumulator tank
- 40 L / 11 US Gal Water heater working off engine exchanger and 110 V
- Water tank filler
- 2 Rotomolded water tanks (2 x 200 L / 2 x 53 US Gal)
- Drainage outlet for black water holding tank
- 1 Holding tank (120 L / 32 US Gal)
- 1 Waste water tank (45 L / 12 US Gal)
- Deck washdown pump
- Shore freshwater supply



BENETEAU

Swift Trawler 41 Sedan

General Equipment list (Provisional) - North America

TRIM LEVEL & PACKS

ESSENTIAL TRIM PACKAGE

- 12V Cockpit socket
- Spare service battery (AGM)
- 1 9" Raymarine screen
- Auto pilot
- Raymarine VHF
- Cup holders
- Deck searchlight
- Yacht case - Tableware

PACKS

ELECTRONIC PACK

- Ship control
- Windvane anemometer

OPTIONS

AMBIANT

- Oak strip version & Brown oak laminated floors
- Louvre doors, oak strip or teak
- Ivory varnished, oak strip or teak louvre doors
- African Spirit Grey carpet (wheelhouse + Salon)
- Dune Berber carpet (Cabins + passageway)
- Soft Natural carpet (Cockpit)
- Greige fabric internal upholstery
- Gargoyle fabric internal upholstery
- FOGLIZZO leather internal upholstery
- FOGLIZZO nubuck internal upholstery
- Confort - Dolce 51 exterior upholstery
- Marlin Brilliant white PVC fore sun deck
- Confort - Dolce 51 forward sun deck
- Pearl Grey hull
- Ruby red hull



BENETEAU

Swift Trawler 41 Sedan

General Equipment list (Provisional) - North America

OTHERS

INTERIOR ACCOMMODATION

- Rotating pilot chair with handrails + Salon table extension
- 40 L combined microwave oven (replacing gas oven)
- Microwave oven and grill
- Washer / dryer
- Dishwasher
- 3 burner induction stove (replacing gas stove)
- Ice maker
- Electric roof opening (only Sedan version)
- Forced air heating
- Storage in stern cabin
- Single mattress in the 3rd cabin
- Mosquito screens on side door, aft bay and portholes
- Bose 2.1 Loudspeakers in the salon (replacing the Fusion)
- Air conditioning - 16 000 BTU (wheelhouse + Cabins)

EXTERIOR OPTIONS

- Mooring kit:
 - Delta anchor 20 kg/35 lbs
 - Chain (10 mm diameter - length 32 m)
 - Line (18 mm diameter - length 45 m)
 - 4 Mooring ropes (18 mm diameter - length 15 m)
 - 6 Fenders (250 mm diameter - length 0,7 m)
- Stainless steel bow fitting
- Fore canvas sunshade
- Exterior guards: (Oyster or Flanelle)
 - Cockpit aft enclosure
 - Cockpit wheelhouse cover
- Black exterior wheelhouse curtains Sunworker
- Manual fold-up polyester gangway
- Folding cockpit table + 2 Folding arm chairs
- Storage rack for paddle, bike with access ladder (Sedan version only)
- Teak fore deck and port side deck
- Teak slats on cockpit and starboard side deck
- Teak slatted aft swim deck
- 5 Roof solar panels (Sedan version only)
- Electric launching system

ELECTRICAL SYSTEM

- Underwater lights

WATER SYSTEM

- Water maker (60 L/h / 16 US Gal/hour)
- Rigid sewage reserve

NAVIGATION ELECTRONICS

- Raymarine AIS
- Radar
- Aft camera