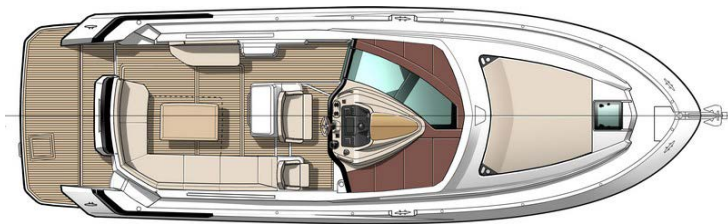
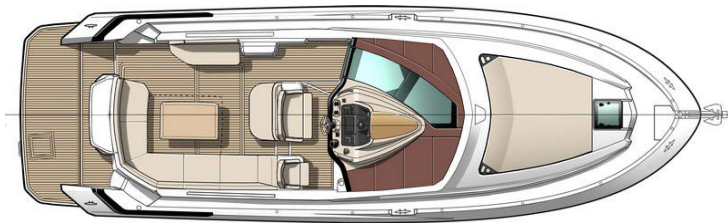


Version: Cockpit galley



Version: Aft galley



GENERAL SPECIFICATIONS

• L.O.A:	12,67m	41'7"
• Hull length:	11,5m	37'9"
• Overall width:	3,87m	12'8"
• Beam:	3,85m	12'8"
• Light displacement (EC):	7 935kg	17,489 lbs
• Air draft*:	4,15m	13'7"
• Draught:	1,15m	3'9"
• Fuel capacity:	2 x 325L	2 x 86 US Gal
• Freshwater capacity:	200L	53 US Gal
• Maximum engine power:	2 x 280Kw - 2 x 380 HP	2 x 380 HP
• Max engine certification:	2 x 280Kw - 2 x 380 HP	2 x 380 HP

* Included: Radar support

ARCHITECTS / DESIGNERS

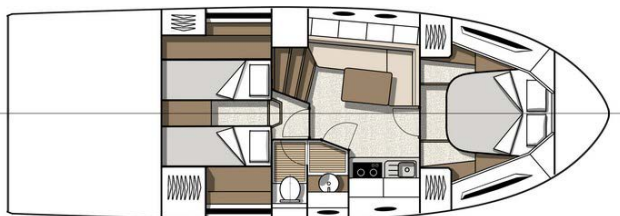
- Beneteau Power Boats
- Design: Nuvolari & Lenard
- Interior accommodation: Andreani Design

EC CERTIFICATION

- Category B - 10 people
- Category C - 10 people

PATENT AIR STEP®

- R.L. Jeantet
- P. Tableau
- M. Tronquez





STANDARD EQUIPMENT

CONSTRUCTION

HULL

- Technology Air Step®
- White hull

Composition:

- Sandwich (Polyester resin - Glass fiber - Balsa core)
- Hull counter moulding laminated in monolithic (Polyester resin - Glass fiber)
- 8 opening portholes

DECK

Composition:

- Sandwich (Polyester resin - Glass fiber - Balsa core)
- Deck counter moulding laminated in monolithic (Polyester resin - Glass fiber)

DECK EQUIPMENT

- Radar support
- Courtesy light in cockpit
- Navigation lights

MOORING LINES - MOORING

- Swivel bow fitting with anchor securing system
- 1000 W Electric windlass (with remote control)
- 2 Forward cleats, 2 central and 2 aft in stainless steel

SAFETY ON DECK

- Half open pulpit in stainless steel with guardrail and hand rail
- 2 Stainless steel handrails on access to side decks steps

COCKPIT

- Self-bailing cockpit
- Access through a gate with safety catch
- 8 persons saloon convertible to sun deck
- Natural solid wood cockpit table (0,95m x 0,6 - 1,2m / 3'1" x 2' - 3'11") convertible into sun pad (1,90m x 1,65m / 6'3" x 5'5")
- Deckchair (to starboard)
- Double bench seat (to port)
- Storage locker (under the seats)
- Cockpit gallery with sink, foldaway tap, Storage
- Double access cover to engine well
- Space for cased life-raft
- Storage for fenders and moorings
- Cockpit shower with mixer tap
- Swim platform (3,2m x 1,24m / 10'6" x 4'1") + Swimming ladder (option)
- Hand rail on aft transom
- Choice of exterior upholstery:
 - Marlin Auster & Cognac PVC (standard)
 - Hitch Alloy & Marlin Auster PVC (option)

STEERING STATION

- Central pilot station in polyester colour grey
- Double pilot bench seat with function Bolster
- 3rd Copilot seat
- Pilot and co-pilot upholstery matching the cockpit saloon:
 - Marlin Auster & Cognac PVC (standard)
 - Hitch Alloy & Marlin Auster PVC (option)
- 2 Handrails
- Gloss black dashboard with padded cap
- Volvo screen 4"
- Space for electronics 12"
- 12V socket
- Hard-top in polyester with built-in electric sunroof
- Glass windscreen with built-in electric wiper
- Anti-reflection covering under windscreen in grained polyester colour Mocca



INTERIOR

- Woodwork Alpi Walnut
- Brown oak laminated floors
- Direct and indirect lighting LED

SALOON

Headroom: 1,92m / 6'4"

- Door of access
- 4 person sofa, Talisman Angora fabric upholstery
- Table in mat walnut wood, Stainless steel foot
- Position intended for television 20"-24" (+ TV in option)
- 4 Storage cupboards (total: 186L)
- 2 Storage lockers (under the seats)
- Light wells
- 2 Opening hull portholes
- 1 220V socket

GALLEY

Headroom: 1,92m / 6'4"

- Stainless steel sink with mixer tap
- 2 hob gas plate
- Fridge (80L)
- White corian type worktop
- Titanium and white lacquered furniture
- 3 Storage drawer, Bin
- 1 Storage cupboard
- 1 Opening porthole

HEAD

Headroom: 1,95m / 6'5"

- Basin with mixer tap
- Mirror
- 2 Storage cupboards
- 1 Opening porthole
- Shower separated by translucent door
- Marine toilet
- Rigid holding tank 80L / 21 US Gal
- Teak latted decks

OWNER'S CABIN (FORWARD)

Headroom: 1,90m / 6'3"

- Double berth (1,40 x 2,00m / 4'7" x 6'7")
- Marine mattress
- Padded headboard
- 2 LED reading lights
- 2 Shelving unit
- 2 Hanger closets
- 2 220V Sockets
- 2 Panorama windows with opening ports
- Opening deck hatch with mosquito screen/blind
- 3 Storage drawer (Under the bed)
- Indirect lighting (Under the bed)

GUEST CABIN

Headroom: 1,92m / 6'4"

- 2 Single berths (0,70 x 1,95m / 2'4" x 6'5") or 1 Double berth (1,40 x 1,95m / 4'7" x 6'5")
- Marine mattress
- 2 Panorama windows with opening ports
- 1 Opening hatch
- 2 Hanger closets
- 2 Storage lockers (210L & 228L)
- 1 Bed head with drawer
- 2 LED reading lights
 - 1 220V socket

ENGINE

- Propulsion Stern Drive
- Choice of engines:
 - Volvo D4 300 Diesel EVC-E (2 x 221Kw - 2 x 300 HP)
 - Volvo D4 300 Diesel EVC-E (2 x 221Kw - 2 x 300 HP) + Joystick
 - Volvo D6 380 Diesel EVC-E (2 x 380 HP) + Joystick
- Throttle & controls:
 - Neutral (Activation of neutral)
 - Station (Activation of the station)
 - Trim (Trim adjustment)
- Joystick Docking (depending on engine version)
- Fuel filter with decanter
- Seawater filter
- Air intakes on the deck for engine compartment cooling
- Engine room foam soundproofed
- Fire extinguishing system activated from the steering station
- Stainless steel fuel filler
- 2 x 325 L / 86 US Gal Aluminum fuel tanks
- Steering system:
 - Electric steering
 - 2 Drives with counter rotative propellers
 - Electrical engine controls
 - Softs Volvo:
 - Trip computer
 - Cruise control
 - Tow mode
 - Single lever
 - Power trim assistant

ELECTRICITY

- 2 Engine batteries (12V - 140 Ah) + 1 Service battery (12V - 115 Ah) + Electrical gauge
- 2 Extinguishers
- Power distributor
- Battery charger (12V - 25 Ah)
- Inside sockets (220V - 32A)
- 220 V shore power
- Spotlights and LED reading lights

PLUMBING

- 1 Rotational moulded water tank, 200 L / 53 US Gal capacity of + Electrical gauge
- Stainless steel water filler
- Water pump for pressurising hot/cold water system
- 40 L / 11 US Gal water heater working off engine exchanger
- 2 Bilge pumps:
 - 1 Electric bilge pump
 - 1 Manual bilge pump

MISCELLANEOUS ITEMS

- Smoke detector



TRIM LEVEL & PACKS

TRIM LEVEL

	ESSENTIAL	CONFORT
<ul style="list-style-type: none"> • 1 Spare battery (110 Ah) • Garmin 12" Multifunction screen • Audio Pack Fusion: Player MP3, AUX, USB + Remote control • Speakers: Saloon + Cockpit 	<ul style="list-style-type: none"> ▪ ▪ ▪ ▪ 	<ul style="list-style-type: none"> ▪ ▪ ▪ ▪
<ul style="list-style-type: none"> • Forward sun mattress (Adjustable backrest) • 50 L Cockpit refrigerator / 13 US Gal • Quiet Flush electric toilet 		<ul style="list-style-type: none"> ▪ ▪ ▪

PACKS

ELECTRONIC PACK

- Garmin VHF + AIS transponder
- Fitted Auto pilot
- Wifi connection module for ipad

AFT GALLEY PACK

- Galley unit on bathing platform
- Electric grill on swim platform
- Additional bench seat in cockpit (instead of the cockpit galley)

SPORT CHIC PACK

- Leather saloon table
- Doors with leather coverings
- Large mirror in the saloon
- Leather covered stainless steel outside handrails
- Cockpit padding
- Leather covered wheel helm Sport Chic

OPTIONS

INTERIOR LAYOUT / ONBOARD COMFORT

- Cockpit air conditioning (230V - 50Hz - 16 000 BTU)
- Saloon and cabin air conditioning (220V - 50Hz - 16 000 BTU)
- Starboard and portside electric window
- TV + DVD pre-wiring in the forward cabin
- TV + DVD pre-wiring in the saloon
- Ultraleather Saloon upholstery
- Leather saloon upholstery
- Set of decorative pillows
- Taupe carpet in saloon and cabins
- Ivory carpet in saloon and cabins
- Carpet Berber Dune in saloon and cabins
- Venitian blinds in saloon, galley, head, cabins
- Mosquito screens on portholes
- Ceramic hob (230V)
- Microwave oven - 220V (in galley)
- Forced air heating fuel
- Saloon convertible into berth

ELECTRICAL SYSTEM

- 12V / 220V inverter (700 VA)
- 4 KVA 220 V / 50 Hz Generator
- Underwater light

EXTERIOR OPTIONS

- Complete mooring kit
- Garmin Broadband 4G Radar
- Hydraulic gangway
- Immersible electric swimming platform (Maximum load: 180kg / 397 lbs)
- Set of decorative pillows
- Exterior upholstery PVC Hitch Alloy & Marlin Auster piping
- Exterior Sunworker black windscreen curtains
- Electric cockpit grill - Kenyon
- Cockpit ice box
- Storage cupboard (in the cockpit)
- Natural solid wood cockpit
- Infinity cockpit carpet
- Aft cockpit closing Graphite
- Protective covers, outside upholsteries
- Grey blue and white hull
- Hull covering
- Silver metallic waterline sticker

ENGINE

- Bow thruster
- ZIPWAKE automatic trim system
- Electric trim tabs