

GENERAL SPECIFICATIONS

• L.O.A*:	15,10 m	49'6"
• Hull length:	13,25 m	43'6"
• Overall width:	4,32 m	14'2"
• Beam:	4,27 m	14'
• Light displacement (EC):	14 360 kg	31,649 lbs
• Air draft:	5,45 m	17'11"
• Draught (min-max):	0,90 - 1,27 m	2'11" - 4'2"
• Fuel capacity:	2 x 650 L	2 x 172 US Gal
• Freshwater capacity:	2 x 300 L	2 x 79 US Gal
• Maximum engine power:	2 x 320 Kw - 2 x 435 HP	2 x 435 HP
• Max engine certification:	2 x 320 Kw - 2 x 435 HP	2 x 435 HP

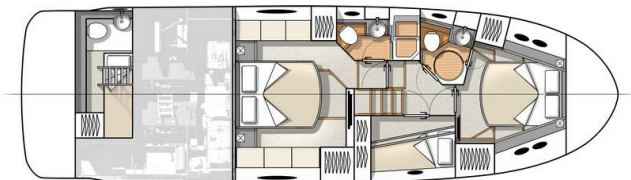
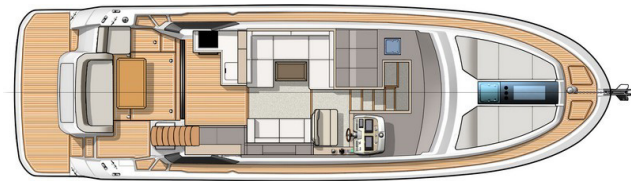

* (with aft swimming platform)

ARCHITECTS / DESIGNERS

- Design: Nuvolari & Lenard
- Interior accommodation: Andreani Design

EC CERTIFICATION

- Category B - 12 people
- Category C - 14 people
- Category D - 16 people





STANDARD EQUIPMENT

CONSTRUCTION

HULL

Composition:

- White Cream Gelcoat
- Sandwich (Polyester resin - Glass fiber - Balsa core)
- Structural hull counter moulding in monolithic laminate (Polyester resin - Glass fiber)
- 12 portholes including 10 opening portholes

DECK

Composition:

- White Cream Gelcoat
- Sandwich (Polyester resin - Glass fiber - Balsa core)
- Diamond tip type non-slip covering
- Structural deck counter moulded in monolithic laminate

DECK EQUIPMENT

- Radar support (in polyester)
- Navigation lights
- LED courtesy lights in gangways, Steps and Stern deck

MOORING LINES - MOORING

- Bow fitting
- Electric windlass 24V, Power 2000 W
- Remote control in mooring locker + Windlass control from wheelhouse helmstation
- 2 Mooring lockers
- 2 Forward cleats, 2 central and 4 aft in stainless steel
- 4 Stainless steel fairleads to aft of cockpit

SAFETY ON DECK

- Stainless steel Half open pulpit with teak step and hand rail
- Stainless steel pulpit wrapping the rear section of the hardtop
- 2 Stainless steel handrails on access to side decks steps
- 1 Hand rail on aft transom

DECK

- 3 cup holders
- 1 Opening deck hatch, 1 Fixed hatch

COCKPIT

- Gate access (Starboard)
- 6 persons saloon
- Upholstery PVC Diamante Snow, piping Diamante Espresso, Open cell foam
- Access hatch to engine compartment
- Access hatch to large storage locker (standard) or crew cabin (option)
- Cockpit shower hose with hot water mixer tap / Cold water
- Access stairway to hard top, Built-in storage locker
- Solid wood bathing platform
- Retractable ladder in swimming platform with solid wood steps and stainless steel handrails
- Direct and indirect lighting (LED)

HARD TOP

- Position of sun deck (1,20 m x 2,50 m / 3'11" x 8'2") (Trim level)
- 2 Cupholders & stowage
- Courtesy lighting (LED)
- Handrails
- Radar support (in polyester) + Navigation light mounting (stainless steel)
- Electric actuated glazed sunroof with remote

INTERIOR

- Choice of woodwork: Alpi brushed Oak or Alpi Matt finish walnut
- Interior decor matching the choice of woodwork
- Laminate floors in the galley : Brown Oak (standard) or Teak slatted (option)
- Ivory carpet in saloon and cabins
- Teak slatted floor in head compartments

WHEELHOUSE

Headroom: 1,99 m / 6'6"

- Mirror tinted glass Bay window and stainless steel frame with full opening (1 opening and 2 folding). Curtain "Cream"
- "romans" blinds in "Cream" fabrics
- Direct and indirect lighting LED
- Electrical panel 24V/220V, starboard side of the entrance

STEERING STATION

- One-piece windscreen, in non-tinted laminated glass
- Mirror tinted side windows, 2 openings (Port and starboard)
- 2 Windscreen wipers with washers
- Demisting system
- Electric actuated glazed sunroof with remote
- Pilot and copilot bench with Bolster function, PVC (standard) or leather (optional) upholstery; Electric Hi-lo adjustment
- Dashboard with Clay metallic paint
- Volvo EVC screen (with additional software as an option)
- Tiller angle indicator
- Flaps control
- Volvo throttle & controls
- IPS joystick
- Steering compass
- Functional controls: Wiper, Demister, Fog horn, Navigation lights, Windlass
- Valet tray
- Space for 2 multifunction 12" screens
- 1 12 V Socket

SALOON

- Sofa 4-6 places, upholstery "Divine White" fabric, with pillows of comfort
- 2 places facing sofa, Upholstery "Divine White" fabric, with pillows of comfort
- Foldable table, faux leather panel
- 3 Storage drawer under sofas
- Location for 32" LED television, Audio & DVD player and Bose speakers (Options)
- 1 220 V Socket

GALLEY

Galley-type layout

- Optimum storage space: "magic corner"
- Stainless steel sink with mixer tap
- Ceramic hob (2 burners) Kenyon
- Corian countertop
- Fridge Freezer + Ice maker with drawers : 150 L / 40 US Gal Standard (or 225 L / 59 US Gal optional) (High cabinet galley layout)
- Cutlery & glasses storage
- Bin
- Lacquer finished furniture
- 2 220 V Sockets

**OWNER CABIN (AFT)**

Headroom: 1,85 m / 6'1"

- Full beam stateroom
- 1 double bed (2,03 x 1,56 m / 6'8" x 5'1") or 2 single beds (sliding system)
- Marine mattress with bed base
- Padded headboard
- 2 Bedside tables with drawer and reading light
- 2 Illuminated wardrobes with hanging locker and shelving
- Direct and indirect lighting LED
- 2 220 V Sockets
- 2 Panoramic opening porthole-fitted windows with blinds, Cream Blackout curtain
- Space for 32" LED TV (option)
- Storage cupboards (Port and starboard)
- Mirror
- 1 USB charging socket

OWNER HEAD COMPARTMENT

Headroom: 2 m / 6'7"

- Vacuflush electric toilet + Shared rigid tank (150 L / 40 US Gal)
- Separated shower stall with stainless steel profiled doors
- Teak slatted seat
- Shower with mixer tap
- Basin with mixer tap flush mounted
- Mirror and storage space
- Automatic shower water drainage (by gravity, towards a reserve plug 50L / 13 US Gal)
- 1 220 V Socket
- Opening hull porthole with Cream blackout blinds
- 1 Towel rail

VIP CABIN (FORWARD)

Headroom: 1,94 m / 6'4"

- Double berth (1,95 m x 1,50 m / 6'5" x 4'11")
- Marine mattress with bed base
- Padded headboard
- 4 Opening hull portholes, with blinds, Cream Blackout curtain
- Long natural light wells, with opening deck hatch, fitted blinds and mosquito screen
- 2 Illuminated wardrobes with hanging locker and shelving
- Storage
- 2 Drawers under the bed
- 2 220 V Sockets
- Direct and indirect lighting LED
- 1 USB charging socket

VIP HEAD COMPARTMENT

Headroom: 2 m / 6'7"

- Vacuflush electric toilet + Shared rigid tank (150 L / 40 US Gal)
- Separated shower stall with circular door
- Basin with mixer tap flush mounted
- Shower with mixer tap
- Mirror and storage space
- Automatic shower water drainage (by gravity, towards a reserve plug 50L / 13 US Gal)
- Opening hull porthole with Cream blackout blinds
- 1 Towel rail
- 1 220 V Socket

GUEST CABIN (SIDE)

Headroom: 1,98 m / 6'6"

- 2 Bunk beds: 1,98 m x 0,62 m and 1,98 m x 0,77 m / 6'6" x 2'0" and 6'6" x 2'6"
- Marine mattresses
- Padded headboards
- 2 Opening hull portholes, with blinds, Cream Blackout curtain
- Bedside tables with drawer and reading light
- 1 220 V Socket
- Hanging locker with lighting
- 1 USB charging socket



ENGINE

Pods propulsion:

- Volvo 2 x IPS 600 - 2 x D6 435 CV/HPDiesel (2 x 320 Kw) EVC-E
- Fuel filter with decanter
- Sea water filter
- Air intakes on the deck for engine compartment cooling
- Hot air extraction forced by electric ventilators
- Engine room foam soundproofed
- Fire extinguishing system activated from the steering station
- Stainless steel fuel filler
- 2 x 650 L / 172 US Gal Aluminium fuel tanks

Steering system:

- Hydraulic steering
- 2 Drives with counter rotative propellers "Jackshaft"
- IPS control joystick

Softs Volvo:

- Trip computer
- Cruise control
- Single lever
- Low speed

ELECTRICITY

- 24 V 220 V Electrical panel
- 8 12 V batteries (4 Engine batteries: 50 Ah + 4 Service batteries: 140 Ah)
- Radio-controlled wireless switches (without battery)
- 2 230 V - 50 Hz 63A shore supply with 15 m cable (or 2 220 V - 60 Hz according to country)
- 3 Bilge pumps: 2 Electric pumps - 1 Manual pump
- 1 Extinguisher
- 24 V / 12 V inverter
- Power distributor
- Battery charger: 24 V - 60 Ah
- 220V Sockets: in saloon, Galley, Heads and Cabin
- 12 V socket at the pilot station
- Direct and indirect lighting LED (internal and external)

PLUMBING

- 2 Roto moulded water tanks, 2 x 330 L / 2 x 87 US Gal capacity of
- Stainless steel water filler
- Water pump for pressurising hot/cold water system
- 60 L / 16 US Gal water heater working off engine exchanger and 220 V



TRIM LEVEL

	AVANTAGE	ELEGANCE	EXCLUSIVE
<ul style="list-style-type: none"> • Wheelhouse side windows (Port and starboard) with electric opening • 32" TV in saloon + Bose 2.1 Hi-fi system • FUSION 700 Audio/DVD player in saloon + Dock iPod + Bluetooth connection + Remote control + Exterior loudspeakers • Top of furniture upholstered with faux leather • Teak slatted Cockpit & Galley floors • Forward sunbed with adjustable back rest and protective cover • Sun bed - Fly • 12 V / 220 V inverter - 700 VA 	<ul style="list-style-type: none"> • • • • • • • 	<ul style="list-style-type: none"> • • • • • • • 	<ul style="list-style-type: none"> • • • • • • •
<ul style="list-style-type: none"> • Blackout blind for opening sunroof • 2 Multifunction SIMRAD NSS 12" evo3 displays in wheelhouse • SIMRAD VHF • AIS 400 (Transmitter / receiver) Coupled with the VHF • Automatic pilot with control integrated in NSS screens • SIMRAD Broadband 4G Radar • Wifi connection module (Control of the NSS from iPad) 		<ul style="list-style-type: none"> • • • • • • • 	<ul style="list-style-type: none"> • • • • • • •
<ul style="list-style-type: none"> • Hydraulic swim platform (max load 350Kg) • Dinghy cradle integrated to the platform • 11 KVA 220 V / 50 Hz Generator • Single station bow thruster 			<ul style="list-style-type: none"> • • • •

OPTIONS

OPTIONAL LAYOUT VERSIONS

CREW CABIN (accessible from cockpit)

Headroom: 1,60 m / 5'3"

- Single bed (2 m x 0,70 m / 6'7" x 2'4")
- Shower
- VacuFlush Toilet
- Basin with hot and cold water mixer tap under pressure
- 1 Fixed porthole + 1 Opening porthole

"HIGH CABINET" GALLEY (On the starboard side)

- 2 Drawer refrigerator (145 L)
- 1 Freezer with drawers, + integrated icemaker (75 L)
- Storage cupboard (Position for Dishwasher option)

**OTHER OPTIONS****INTERIOR / ONBOARD COMFORT**

- Chilled water Mediterranean air conditioning 36 kBTU (in wheelhouse 18 kBTU, in master cabin and Heads 9 kBTU, in the VIP cabin and Guest cabin 9 kBTU) - Distribution by ceilings
- Chilled water Tropical air conditioning 60 kBTU (in wheelhouse 36 kBTU, in master cabin and Heads 9 kBTU, in the VIP cabin 9 kBTU and in guest cabin 6 kBTU) - Distribution by ceilings
- Air conditioning 4 kBTU in the crew cabin
- 12 kW heating, water system
- 2 kW heating, in the crew cabin
- 2 SIMRAD NSO 16" Multifunction screens (in place of the NSS 12" (x 2) in wheelhouse)
- Function: Trip Intel SIMRAD
- TV 32" in master cabin + Fusion Audio/DVD player + Bose 2.1 Hi-fi system
- Fabric upholstery in the saloon: Vibrant Beige
- Fabric upholstery in the saloon: Mimic
- Fabric upholstery in the saloon: Lounge premier gull
- Leather upholstery in the saloon: Nubuck
- Leather upholstery in the saloon
- Light grey leather pilot bench seat
- Sirius Taupe carpet (Saloon & Cabins)
- Carpet Berber Dune (Saloon & Cabins)
- Teak floor in saloon and steering station
- Doors padded with faux leather
- Grill & Microwave combined oven (40 L) 220 V
- Extractor hood 220 V 50 Hz
- Dishwasher for 6 sets (Starboard, "High cabinet" galley)
- Washer dryer
- Mosquito screens (Cabins and Aft window door)
- Set of interior and exterior pillows for decoration
- Kit: Elle Yacht case "Arts de la table"
- Bow thruster

EXTERIOR

- Mooring kit: Anchor Delta 25 kg + Chain (12 mm diameter, Length: 40 m) + Line (22 mm diameter, Length: 50 m) + 4 Moorings lines (18mm, Length: 15 m) + 6 Fenders (230 mm diameter, Length: 860mm)
- 3rd Engine control in cockpit (Joystick, Thruster)
- Integrated hydraulic gangway
- Deck searchlight with remote control
- Underwater light
- Exterior upholstery: Ivory & Taupe Luxe
- Foldable cockpit table in solid natural wood with stainless steel legs and protective cover
- Hardtop table convertible into sunpad (Electric pedestal)
- Galley unit on transom: Electric grill "Kenyon", Sink hot/cold, Work top, Lighting
- Fridge (Hard top)
- Retractable electric sun awning "Beige"
- Aft cockpit closing "Graphite & Beige"
- Outside wheelhouse curtains ("Sunworker" black)
- Protective covers, outside upholsteries
- Electric pump Deck wash
- Shore freshwater supply
- Rear camera
- WILLIAMS 285 Turbojet tender 80HP special edition for MC
- Aqua blue & cream hull
- Grey blue and Cream hull
- Metallic hull paint
- Sunshade on hardtop